

AUTO  TRAIL



Dedicated to
MOTORHOMES

OUR LATEST COLLECTION

AUTO TRAIL

Auto-Trail only make motorhomes – that’s why we’re so good at it! Our UK based, 1000sqm design and manufacturing facilities are wholly dedicated to producing motorhomes, without having to compromise. We use precision engineering to create a real home from home and constantly research new technologies and listen to our customers to improve the quality and choice we offer.

The result is a larger than ever range for 2015 with 24 motorhomes, 3 engine options, 2 transmissions, 45 layouts and a wide range of optional extras – all to create the perfect motorhome for you.





Dedicated to
MOTORHOMES

Our motorhomes are engineered
not just assembled. Market leaders
for over 32 years.



02-03
INTRODUCTION

04-11
**V-LINE
RANGE**

12-19
**IMALA
RANGE**


20-27
**TRACKER
RANGE**

28-35
**APACHE
RANGE**

36-43
**FRONTIER
RANGE**

44-59
FEATURES

610 lounge with optional chest of drawers



Perfectly FORMED

The V-Line is compact enough to be used as an everyday vehicle, but cleverly designed to also be a fully-functioning motorhome.

600 kitchen



610 bedroom



V-Line... the spaciouly compact range.

The V-Line took the market by storm at its launch last year. The range has since been completed, with three compact, yet deceptively spacious models – the 600, 610 and 620.

Gone are the days when you had to compromise on comfort and functionality when choosing a compact motorhome – all V-Line models include fully equipped washrooms and kitchens, plenty of storage, comfortable seating – including a u-shaped lounge on the 610. The newest addition to the range, the 620, even features a full sized fixed double bed at the rear.

New designer upholstery and soft furnishings, updated TVs, blown air heating and full insulation, help create a warm and inviting home from home.

A sleek exterior has been achieved by the inclusion of flush-fitting double glazed privacy windows and a raised GRP roof cap, featuring Auto-Trail's unique Skyline rooflight. The look is finished off with 16" Fiat alloy wheels across the whole range.

The best feature is that the V-Line is drivable on a standard driving licence and is so easy to handle, it's ideal for use as an everyday runaround vehicle too!

The V-LINE RANGE



610 living area



Fully equipped **EN-SUITE**

The en-suite features moulded toilet, shower and vanity basin, creating a fully functional wet room.



610 bathroom



High **PERFORMANCE**

All of our models come with a choice of three engine sizes and two transmission options. Perfect performance on the move.




“Compact, comfortable
and easy to manoeuvre”




600

2 2 130BHP



610

2 2 130BHP



620

2 2 130BHP

HD option available (+2 travel seats)



600 lounge



600 twin beds



600 bedroom



610 bedroom



From compact **TO COSY**

The V-Line's living area quickly and easily transforms into the bedroom. Fully adjustable LED lighting ensures a relaxed mood.



Clever **STORAGE**

Raised floor technology creates room for two under floor storage drawers on the 600. Add this to the overhead lockers and you'll find there's a place for everything.



610 living area



Keep the outside **OUTSIDE**

We've thought of everything – removable carpets, drip trays and umbrella pockets mean you can enjoy the great outdoors without trailing it inside your motorhome.



600 storage



600 living area



610 kitchen



Time for DINNER

Bedroom to living room to dining room – the V-Line cleverly transforms into whatever space you need, in an instant.

V-LINE Specification



DOMESTIC SOFT FURNISHINGS

'Varley' luxury upholstery with dress curtains	✓
'Ash' sports upholstery with dress curtains	£
'Anderson' luxury upholstery with dress curtains	£
'Ingham' luxury upholstery with dress curtains	£
'Tennison' luxury upholstery with dress curtains	£
Scatter cushions x2	✓
Cushioned vinyl floor with removable bound edged carpets	✓



KITCHEN FEATURES

Integrated tempered glass kitchen unit with 2 x gas burners and sink/drainer	✓
65 ltr 12v drawer refrigerator/freezer	✓
Cutlery storage	✓
Chrome taps	✓
Domestic style worktops	✓
Hinged sink unit covers	✓



WASHROOM FEATURES

Full en-suite facilities, including moulded toilet area, separate shower cubicle and integrated basin	✓
Chrome taps	✓
Large mirror	✓
12v electric flush cassette toilet	✓



LIVING ROOM FEATURES

Aosta Cherry solid plywood interior furniture	✓
Concealed positive catches to aircraft style upper locker doors	✓
Positive catches with flush fitting handles to all lower cupboards and drawers	✓
Thermal pleated blinds and flyscreens to all opening windows	✓
Anti rattle dampers fitted to all drawers	✓
Chest of drawers with fold over table top (610 only)	£

✓ Standard

£ Cost option

+ No cost option



Large wardrobe and chest of drawers below with 230v socket and desmo table leg storage **(600 only)** ✓

Rear changing area with hinge across toilet door **(600 only)** ✓



WATER FEATURES

Fresh/waste water tank gauge (digital display) ✓

Pressurised water system ✓

Large bore fresh and waste tank outlets ✓

Dedicated service area for water pump and gas shut off valves ✓

12v heater fitted to water tanks £



INTERIOR FEATURES

NEW Fully upholstered and height adjustable driver and passenger Captain's seats with twin armrests ✓

NEW Techno dash – brushed alloy effect ✓

NEW Bottle/cup holder and USB charging point to cab area ✓

NEW Air-con cooled water bottle storage ✓

NEW High level instrument cluster with chrome bezels ✓

NEW Steering wheel controls for radio and telephone **(Media Pack)** £

NEW Gear shift indicator on dashboard ✓

NEW 5" colour touch screen radio/CD player with bluetooth hands free system and (TomTom) Western European satellite navigation system **(Media Pack)** £

NEW 18.5" Avtex widescreen TV/DVD player (standard in all Media Packs) £

Cab air conditioning ✓

Multi function trip computer ✓

Digital clock ✓

Removable bound edged cab carpets ✓

Storage pockets in both cab doors ✓

Pleated blinds to cab windows and windscreen ✓

Colour coded air vents to dashboard ✓

Front speakers fitted to cab doors ✓

Interior moulded raised roof panel for extra headroom ✓

Interior colour coded moulded sidewalls with contrasting panels ✓

Curved, slatted bed bases for extra comfort ✓

Auto-Trail umbrella and storage area ✓



ELECTRICAL & GAS FEATURES

12v dimmable under locker LED lighting ✓

12v mood lighting above upper lockers ✓

12v LED reading lights ✓

230v socket(s) ✓

Coaxial TV aerial, 12v and 230v socket ✓

Digital clock with alarm facilities ✓

Engine battery condition indicator ✓



INSULATION & STRENGTH

10 year body construction integrity warranty ✓

Grade 3 insulation ✓

Galvanised external body panels ✓

40mm pressed structural floor with cushion vinyl flooring ✓

Insulated side walls using heat reflective layered insulation ✓

Insulated and integrated vehicle services ✓



EXTERIOR STYLE & FEATURES

Media Packs – see page 50 for more information £

NEW Aluminium colour coded front grille and lower skid plate ✓

Graphite Grey metallic exterior paintwork £

Concealed radio aerial £

High gloss Arctic White exterior paintwork ✓



Aerodynamically shaped roof with integrated rain run off channels	✓
Cut cab with integrated steel frame	✓
Low level side protection rubbing strips	✓
Colour coded front bumper	✓
Integrated colour coded awning	✓
Heavy duty polished stainless steel side styling bars	£
Heavy duty polished stainless steel rear protection bar	£
Unique rear back panel incorporating a top hinged gas strut rear door (excludes 600)	✓
Adjustable, electrically operated door mirrors	✓
Front mud flaps	✓
Electrically operated external step	✓
Integral step	✓
Chrome handle covers	✓
16" Fiat alloy wheels incl. steel spare	✓
Exterior hot and cold shower	✓
External gas BBQ point	✓



STORAGE & ACCESS

Garage style rear storage with coat hooks, drip tray for muddy shoes, gas locker, toilet cassette access and large full extension drawer (600 only)	✓
Overcab storage area with hinged curved door	✓
Under floor storage system with slide out drawer/s (600 only)	✓
Split level storage to bed boxes	✓
Integrated shelf storage	✓
Moulded storage areas to rear doors	✓



EXTERNAL LIGHTING

NEW LED daytime running lights to headlamps	✓
LED exterior awning light	✓
High powered adjustable headlights incorporating daytime running lights	✓
Highly visible additional side indicators integrated within exterior mirrors	✓
3rd high level brake light	✓



POWER

Leisure battery (amps)	100
100w solar panel	✓



VISIBILITY & VENTILATION

Tinted windows to cab	✓
Electrically operated cab windows	✓
Internal pleated cab window blinds	✓
Pleated thermal blinds and flyscreens recessed into side walls	✓
Pleated thermal cab blinds to windscreen and cab doors	✓
Opening Skyview window with integrated blind and flyscreen (excludes 610)	✓
Flush double glazed tinted and opening full length window system	✓
Omnivent	✓



ENGINE/CHASSIS

Fiat Ducato chassis type	LWB
Engine type	MultiJet
Max. torque	320Nm@1800rpm
Cylinder capacity (cc)	2300
Engine output (130bhp) 2.3 ltr, Euro 5 high torque, fuel efficient system	✓
Engine output (147bhp) Euro 5 high torque, fuel efficient system	£
Engine output (177bhp) Euro 5 high torque, fuel efficient system	£
Drive	Front
Number of cylinders	4
Number of gears	6
Intercooler	✓
Fiat Comfort-Matic automatic gearbox	£
EBD – Electric Brake Force Distribution	✓
Variable power assisted steering	✓
Left hand drive cab (lead times will apply)	+



SAFETY

NEW ESC – Electronic Stability Control, including hill hold facility	✓
NEW Traction Plus – electronic traction control system including hill descent facility	✓
NEW Cruise control with speed limiter	✓
ABS braking	✓
Disc brakes front and rear	✓
Remote central locking to all doors	✓
Fitted engine immobiliser	✓
ECWVTA compliance to all relevant EU standards	✓
National Caravan Council approved	✓
Spare wheel (steel)	✓
Jack and spare wheel brace	✓
Driver airbag	✓
Passenger airbag	✓
Optional lounge layouts incorporating seatbelts – see page 46 (620 only)	£
Smoke alarm/CO alarm	✓
Fire extinguisher	✓



DIMENSIONS/CAPACITY

Height incl. TV aerial (m)	2.81 (9'2")
Overall width incl. mirrors (m)	2.05 (6'8")
Fresh water capacity (ltr)	70
Waste water capacity (ltr)	70
Fuel tank capacity (ltr)	90
Gas Bottle Storage (Calor propane) (kg) (600 only)	2 x 6
25 ltr underslung gas tank (excluding 600)	✓



MEASUREMENTS

	600	610	620
Max. authorised weight (kg)	3500	3500	3500
Max. gross train weight (kg)	6000	6000	6000
MRO – Mass in Running Order (kg)	3090	3090	3090
Overall length (m)	5.99 (19'8")	5.99 (19'8")	5.99 (19'8")
Wheel base (mm)	4035	4035	4035
Tyres	225/70 R16CP	225/70 R16CP	225/70 R16CP
Recessed awning size (m)	3.5	3.5	3.5



BEDS

Front offside (m)	1.83 x 0.7 (6'0" x 2'4")	-	1.62 x 0.9 (5'4" x 2'11")
Front near side (m)	1.83 x 0.7 (6'0" x 2'4")	-	-
Front double (m)	1.85 x 1.36 (6'1" x 4'6")	-	-
Rear double (m)	-	1.85 x 1.37 (6'1" x 4'6")	1.94 x 1.22 (6'4" x 4'0")
Rear single beds x 2 (m)	-	1.85 x 0.7 (6'1" x 2'4")	-



Varley UPHOLSTERY RANGE

The V-Line's look is finished off with a choice of five beautifully modern upholstery themes. The luxury 'Varley' upholstery with dress curtains comes as standard.





The IMALA RANGE

Imala... the new, comfortably priced range that offers something for everyone.

The Imala range breaks new ground – every model is beautifully executed with everything you would expect in a modern leisure vehicle: full sized oven/grills with gas burners, large refrigerators, blown air heating... too much to list here (see pages 16-19 for the full spec)! Imala is built on Fiat's new generation Ducato – the latest version of the most successful motorhome base vehicle ever, and now with market-leading technical innovation.

With five well-proven layouts in two body lengths, there is bound to be a model to suit you. The 615 has a forward lounge

consisting of two inward-facing settees, a rear kitchen and offside rear corner washroom. 620 replaces the offside settee with a Double Dinette (DD), or a Lounge Dinette (LD) option, featuring two extra travel seats. Imala 625 boasts the UK purchasers' favourite u-shaped rear lounge.

Imala 715 has the luxury of a fixed rear double bed with en-suite, which, along with the front bed conversion and Hi-Line option, makes it capable of sleeping six adults and carrying up to four when the HD layout is chosen. The 720 Hi-Line can also accommodate six adults with its two double bed conversions, and has four travel seats as standard.



715 bedroom




Room FOR EVERYONE

The new Imala range is extremely accommodating for such an affordable motorhome – choose from a range of five spacious layouts.



720 kitchen



720 bathroom



620 kitchen

“The new Imala – well appointed and accessible!”



615

2 2 130BHP



620

2 4 130BHP
LD option available



715

4 2 130BHP
HD option available (+2 travel seats)



625

4 2 130BHP



720

4 4 130BHP

All models can sleep two additional adults when the Hi-Line profile is chosen





715 kitchen



715 living area



620 bedroom



We've thought of **EVERYTHING**

A brilliant new cab area incorporating drink holders, USB connection and tablet holder. There's even new Captain's chairs for extra comfort.



715 bathroom



720 overcab bed



620 bedroom



720 bedroom



Bodystyle **PROFILES**

Why not choose the luxurious Hi-Line, offering a double bed above the cab, or the practical Lo-Line, offering additional storage, both at no extra cost!



620 dinette



A place for the WHOLE FAMILY

A clever space designed with the whole family in mind. No more stepping on anyone's toes!

IMALA Specification



CHOICE OF BODY STYLES (NO COST OPTION)

- Lo-Line with overcab storage area and panoramic opening roof light +
- Hi-Line with overcab sleeping and panoramic opening roof light +



DOMESTIC SOFT FURNISHINGS

- 'Ingham' luxury upholstery with dress curtains ✓
- 'Anderson' luxury upholstery with dress curtains £
- 'Tennison' luxury upholstery with dress curtains £
- 'Franklin' luxury upholstery with dress curtains £
- Scatter cushions x2 ✓
- Side wall ventilation boards ✓
- Cushioned vinyl floor with removable bound edged carpets ✓



KITCHEN FEATURES

- Flush fitting 4 ring hob (3 x gas, 1 x 800w electric), full oven/grill and pan store ✓
- 80 ltr refrigerator with removable freezer compartment ✓
- Fully fitted stainless steel 800w microwave ✓
- Cutlery storage ✓
- Domestic style single lever mixer taps ✓
- Domestic style worktops ✓
- Inset sink with flush glass lid ✓
- Dedicated sink cover storage ✓



WASHROOM FEATURES

- Domestic style bathroom taps and shower head/controls ✓
- Domestic style washroom doors ✓
- Fully enclosed seamless shower cubicle ✓
- Variable shower control and tower ✓
- Blown air heating outlets to washroom area ✓
- Large mirror ✓
- 12v electric flush toilet with removable cassette on wheels ✓

✓ Standard £ Cost option + No cost option



LIVING ROOM FEATURES

- Easy access to most bed boxes ✓
- Aosta Cherry solid plywood interior furniture ✓
- Cream band to upper locker doors ✓
- Pleated flyscreens/blinds to all opening windows ✓
- Circular table and boom arm £
- Concealed positive catches to upper lockers ✓
- Cushioned close overhead lockers/doors ✓
- Free standing table (**wall hung on 620**) ✓
- Metal roller ball drawer runners ✓



WATER FEATURES

- Fresh/waste water tank gauge (digital display) ✓
- Pressurised water system ✓



INTERIOR FEATURES

- NEW** Fully upholstered and height adjustable driver and passenger Captain's seats with twin armrests ✓
- NEW** Techno dash – brushed alloy effect ✓
- NEW** Bottle/cup holder and USB charging point to cab area ✓
- NEW** Air-con cooled water bottle storage ✓
- NEW** High level instrument cluster with chrome bezels ✓
- NEW** Steering wheel controls for radio and telephone (**Media Pack**) £



ELECTRICAL & GAS FEATURES

- Ambient concealed LED over locker lighting ✓
- Under locker 12v LED reading lights ✓
- 230v socket(s) ✓
- Coaxial TV aerial, 12v and 230v socket ✓
- Engine battery condition indicator ✓
- Transformer/charger ✓
- Leisure battery condition indicator (volts) ✓
- RCD unit ✓
- 3kw gas and /or 2kw – 230v heating with 12v blown air ✓
- Gas/electric ultra store water heater ✓

- NEW** Gear shift indicator on dashboard ✓
- NEW** AM/FM radio with Aux/USB/iPod connection and Bluetooth hands free system (**Media pack**) £
- NEW** 18.5" Avtex widescreen TV/DVD player (**Media Pack**) £
- Cab air conditioning ✓
- Multi function trip computer ✓
- Digital clock ✓
- Removable bound edged cab carpet ✓
- Storage pockets in both cab doors ✓
- Pleated blinds to cab windows ✓



INSULATION & STRENGTH

- 10 year body construction integrity warranty ✓
- Full vinyl underfloor protection ✓
- Laminated wall construction (full thickness = 40mm) ✓
- Laminated floor construction (full thickness = 45mm) ✓
- Part laminated roof construction (full thickness = 40mm) ✓



EXTERIOR STYLE & FEATURES

- Media Pack** – see page 50 for more information £
- NEW** Aluminium colour coded front grille and lower skid plate ✓
- NEW** Chrome headlamp surrounds ✓
- Metallic grey cab ✓
- Witter towbar – fully approved towbar and electrics £
- Telescopic multi-directional TV aerial with booster pack and digital signal finder (**Media Pack**) £
- GRP high gloss pod ✓
- GRP high gloss scratch/damage resistant side walls ✓
- Distinctive Auto-Trail exterior graphics ✓
- Acrylic capped ABS side skirts ✓
- Colour coded front bumper ✓
- Colour coded rear ladder £
- Rear mud flaps ✓



Integral moulded entrance step with removable mat	✓
High security entrance door with blind and waste bin, flyscreen plus umbrella/storage	✓
Electrically operated step	✓
Adjustable, electrically operated heated exterior mirrors with blind spot mirror	✓
Electrically operated windows	✓
Roof styling bars	✓



STORAGE & ACCESS

Exterior storage/access locker	✓
--------------------------------	---



EXTERNAL LIGHTING

NEW daytime running lights to headlamps	✓
LED exterior awning light	✓
LED front marker lights	✓
Rear marker lights	✓
Side running lights	✓
3rd high level brake light	✓



POWER

Leisure battery (amps)	75
100w solar panel	£



VISIBILITY & VENTILATION

Double glazed windows with pleated flyscreens and blinds	✓
Panoramic roof light (available on Lo-Line & Hi-Line)	✓
12v 3 speed roof fan/ventilator	✓



ENGINE/CHASSIS

Fiat Ducato chassis type	Light
Engine type	MultiJet
Max. torque	320Nm@1800rpm
Engine output (130bhp) Euro 5 high torque, fuel efficient system	✓
Engine output (147bhp) Euro 5 high torque, fuel efficient system	£
Engine output (177bhp) Euro 5 high torque, fuel efficient system	£



SAFETY

NEW ESC – Electronic Stability Control, including hill hold facility	✓
NEW Traction Plus – electronic traction control system including hill descent facility	✓
NEW Cruise control with speed limiter	✓
ABS Braking	✓
Disc brakes front and rear	✓
Central locking	✓
Fitted engine immobiliser	✓
Spare wheel (steel type)	✓
ECWVTA compliance to all relevant EU standards	✓
National Caravan Council approved	✓
Flame failure shut off valves to all gas appliances	✓
Isolation taps to all gas appliances	✓
Optional lounge layouts incorporating seatbelts – see page 46 (620/715 only)	£
Smoke alarm/CO alarm	✓
Fire extinguisher	✓



DIMENSIONS/CAPACITY

Lo-Line height (m)	3.03 (9'11")
Hi-Line height (m)	3.10 (10'2")
Width (mirrors folded) (m)	2.35 (7'9")
Fresh water capacity (ltr)	100
Waste water capacity (ltr)	85
Gas bottle storage (Calor propane) (kg)	1 x 7, 1 x 13
Fuel tank capacity (ltr)	90


Drive	Front
Number of cylinders	4
Common rail direct injection diesel	✓
Number of gears	6
Intercooler	✓
Fiat Comfort-Matic automatic gearbox	£
Left hand drive cab (lead times will apply)	+





Ingham UPHOLSTERY RANGE

We bring the outside in with beautiful, nature inspired fabrics. The exceptional Ingham upholstery range is standard with the Imala, with the option to upgrade to any of the four upholstery ranges at a small cost.



MEASUREMENTS

	615	620	625	715	720
Max. front axle loading (kg)	1850	1850	1850	1850	1850
Max. rear axle loading (kg)	2000	2000	2000	2000	2000
Max. gross weight (all 3500kg models can be upgraded to 3650kg FOC) (kg)	3500	3500	3500	3500	3500
Max. gross train weight (with 3650kg upgrade MGTW increases to 4900kg)	4750	4750	4750	4750	4750
Mass in running order (kg)	3010	3025	3005	3160	3150
Max. towing weight (kg)	1250	1250	1250	1250	1250
Overall length (m)	6.34 (20'9")	6.34 (20'9")	6.34 (20'9")	7.06 (23'2")	7.06 (23'2")
Wheel base (mm)	3450	3450	3450	4035	4035
Tyres	215/70 R15CP	215/70 R15CP	215/70 R15CP	215/70 R15CP	215/70 R15CP



BEDS

Over cab (Hi-Line version) (m)	1.89 x 1.18 (6'2" x 3'11")	1.89 x 1.18 (6'2" x 3'11")	1.89 x 1.18 (6'2" x 3'11")	1.89 x 1.18 (6'2" x 3'11")	1.89 x 1.18 (6'2" x 3'11")
Rear double (m)	-	-	2.17 x 1.86 (7'1" x 6'1")	1.35 x 1.9 (4'5" x 6'3")	2.17 x 1.9 (7'1" x 4'5")
Front near-side (m)	0.73 x 1.86 (2'5" x 6'1")	0.60 x 1.86 (2'0" x 7'1")	-	-	-
Front off-side (m)	0.73 x 1.86 (2'5" x 6'1")	1.22 x 1.86 (4'0" x 7'1")	-	-	-
Front double (m)	1.87 x 2.17 (6'1" x 7'1")	-	-	2.17 x 1.22 (7'1" x 4'0")	2.17 x 1.22 (7'1" x 4'0")
Rear near-side single (in lieu of rear double) (m)	-	-	0.7 x 1.76 (2'4" x 5'10")	-	-
Rear off-side single (in lieu of rear double) (m)	-	-	0.7 x 1.86 (2'4" x 6'1")	-	-

* If the maximum authorised vehicle weight is not fully utilised, then the towable weight can be increased accordingly. The gross train figure however must not be exceeded.



EKS kitchen



Space and style **COMBINED**

Choose from three body style profiles to add extra beds or storage space – whatever suits you best.



FB bedroom



RB living area

The **TRACKER RANGE**

Tracker... it's all about the design.

Our Tracker range design is so well planned and spacious, that it's perfect for those that love their home comforts, yet crave freedom and adventure.

The longer Trackers, FB (7.09m) and RB (7.60m), prioritise the sleeping area by providing permanent beds towards the rear. FB features a European-style rear corner double-bed whilst range flagship, RB, has a transversely located island (walk around) double.

The popular EKS (6.39m) has a roomy open plan interior featuring a forward lounge and rear kitchen. Full length inward-facing settees quickly transform into two single beds or to a huge all-over double, with plenty of under-seat storage for the bedding. For those that prefer to leave the living area undisturbed, there's the no cost Hi-Line profile available on all models – providing an additional double bed.

The highly manoeuvrable RS (just 6.10m) interior boasts a full-width rear washroom, well equipped kitchen and comfortable six seat lounge – all this in a motorcaravan with a footprint smaller than most panel van conversions.



FB living area



Luxurious WASHROOM

All Tracker models feature fully equipped washrooms with walk-in showers.



RS bathroom



EKS bathroom

“Tracker leads – others follow”



RS

2
 2
 130BHP
 HD option available (+2 travel seats)




FB

4
 2
 130BHP
 HD option available (+2 travel seats)



EKS

2
 2
 130BHP



RB

4
 2
 130BHP
 HD option available (+2 travel seats)

All models can sleep two additional adults when the Hi-Line profile is chosen



RB bedroom



FB living area



FB Kitchen




Cooking's a real **PLEASURE**

Enjoy the food you love – there's no need to compromise in these cleverly designed, well-appointed kitchens.



RB kitchen



Relax in
COMFORT

The spacious living areas quickly transform into the cosiest of bedrooms, with lighting options to suit your mood.





RB kitchen



RS kitchen

TRACKER Specification



CHOICE OF BODY STYLES (NO COST OPTION)

- Super Lo-Line with panoramic 'Skyline' opening roof light +
- Lo-Line with overcab storage area and panoramic 'Skyline' opening roof light +
- Hi-Line with overcab sleeping and panoramic 'Skyline' opening roof light +



DOMESTIC SOFT FURNISHINGS

- 'Tennison' luxury upholstery with full curtains ✓
- 'Anderson' luxury upholstery with full curtains £
- 'Franklin' luxury upholstery with full curtains £
- 'Ingham' luxury upholstery with full curtains £
- 'Langley' luxury leather upholstery with full curtains (fixed bed models only) £
- Scatter cushions x2 ✓
- Cushioned vinyl floor with removable bound edged carpets ✓



KITCHEN FEATURES

- Flush fitting 4 ring hob (3 x gas, 1 x 800w electric), full cooker/grill and pan store ✓
- 80 ltr refrigerator with removable freezer compartment ✓
- 175 ltr fridge freezer **(FB only)** ✓
- Fully fitted stainless steel 800w microwave ✓
- Cutlery storage ✓
- Domestic style single lever mixer taps ✓
- Domestic style worktops ✓
- Inset sink/drainer with flush fitting cover ✓
- Dedicated sink cover storage ✓



WASHROOM FEATURES

- Domestic style bathroom taps and shower head/controls ✓
- Domestic style washroom doors ✓

✓ Standard

£ Cost option

+ No cost option



Fully enclosed seamless shower cubicle with high level foldaway drying rail



Variable shower control and black riser tower



Vanity storage cabinet



Blown air heating outlets to washroom area



Large mirror with backlit LED lighting



12v electric flush toilet with removable cassette on wheels



LIVING ROOM FEATURES

Easy access to most bed boxes by lifting the base cushions via gas struts or door



Aosta Cherry solid plywood interior furniture



Cream band to upper locker doors



Pleated flyscreen to all opening windows



Circular table and boom arm (£ on RS & EKS)



Cocktail cabinet



Cushioned close overhead lockers/doors



Free standing table



Metal rollerball drawer runners



WATER FEATURES

Fresh/waste water tank gauge (digital display)



Pressurised water system



INTERIOR FEATURES

NEW Fully upholstered and height adjustable driver and passenger Captain's seats with twin armrests



NEW Techno dash – brushed alloy effect



NEW Bottle/cup holder and USB charging point to cab area



NEW Air-con cooled water bottle storage



NEW High level instrument cluster with chrome bezels



NEW Steering wheel controls for radio and telephone **(Media Pack)**



NEW Gear shift indicator on dashboard



NEW 5" colour touch screen radio/CD player with bluetooth hands free system and (TomTom) Western European satellite navigation system **(Media Pack)**



NEW 18.5" Avtex widescreen TV/DVD player **(Media Pack)**



Cab air conditioning



Multi function trip computer



Digital clock



Removable bound edged cab carpets



Storage pockets in both cab doors



Pleated blinds to cab windows



ELECTRICAL & GAS FEATURES

12v under locker LED dimmable lighting



Ambient concealed LED over locker lighting



Under locker 12v LED reading lights



12v courtesy wardrobe light



230v socket(s)



Coaxial TV aerial, 12v and 230v Socket



Battery charge/discharge digital readout (amps)



Digital clock with alarm facilities



Digital inside and outside temperature guide



Engine battery condition indicator



Event timer facility



Variable rate transformer/charger



Illuminated entrance door area



Leisure battery condition indicator (volts)



RCD unit



Rear speakers



3kw gas and/or 2kw – 230v heating with 12v blown air **(excludes FB)**



Gas/Electric ultra store water heater **(excludes FB)**



Combi 4kw gas/230v heater/hot water 12v blown air inc. digital control panel **(FB only)**



**INSULATION & STRENGTH**

10 year body construction integrity warranty	✓
Grade 3 insulation	✓
Full vinyl underfloor protection	✓
Laminated wall construction (full thickness = 40mm)	✓
Laminated floor construction (full thickness = 45mm)	✓
Part laminated roof construction (full thickness = 40mm)	✓

**EXTERIOR STYLE & FEATURES**

Media Packs – see page 50 for more information	£
NEW Aluminium colour coded front grille and lower skid plate	✓
NEW Chrome headlamp surrounds	✓
Metallic grey cab	✓
Witter towbar – fully approved towbar and electrics (excludes RS)	£
Telescopic multi-directional TV aerial with booster pack and digital signal finder (Media Pack)	£
GRP high gloss roof panel	✓
GRP high gloss rear panel with LED light clusters	✓
Integral spare wheel (steel) and moulded cover	✓
GRP high gloss scratch/damage resistant side walls	✓
Distinctive Auto-Trail exterior graphics	✓
Acrylic capped ABS side skirts	✓
Colour coded front bumper	✓
Colour coded rear ladder	£
Front and rear mud flaps	✓
Integral moulded entrance step with removable mat	✓
High security entrance door with blind and waste bin, flyscreen plus umbrella/storage	✓
Electrically operated step	✓
Adjustable, electrically operated heated exterior mirrors with blind spot mirror	✓
Electrically operated windows	✓

**STORAGE & ACCESS**

Exterior storage/access locker	✓
Cantilever side underfloor storage lockers (EKS only)	✓

**EXTERIOR LIGHTING**

NEW LED daytime running lights to headlamps	✓
LED exterior awning light	✓
LED front marker lights	✓
Rear marker lights	✓
Side running lights	✓
LED tail lights	✓
3rd high level brake light	✓

**POWER**

Leisure battery (amps)	100
100w solar panel	£
Exterior 230v socket (situated under rear bed/storage areas) (excludes RB)	✓

**VISIBILITY & VENTILATION**

Double glazed windows with pleated flyscreens and blinds	✓
Wind up panoramic roof light (Skyline available on Super Lo-Line, Lo-Line & Hi-Line)	✓
12v 3 speed roof fan/ventilator	✓

**ENGINE/CHASSIS**

Fiat Ducato chassis type (RB on Heavy)	Light
Engine type	MultiJet
Max. torque	320Nm@1800rpm
Engine output (130bhp) Euro 5 high torque, fuel efficient system	✓
Engine output (147bhp) Euro 5 high torque, fuel efficient system	£
Engine output (177bhp) Euro 5 high torque, fuel efficient system	£
Drive	Front
Number of cylinders	4
Common rail direct injection diesel	✓
Number of gears	6
Intercooler	✓
Fiat Comfort-Matic automatic gearbox	£
Left hand drive cab (lead times will apply)	+

**SAFETY**

NEW ESC – Electronic Stability Control, including hill hold facility	✓
NEW Traction Plus – electronic traction control system including hill descent facility	✓
NEW Cruise control with speed limiter	✓
ABS braking	✓
Disc brakes front and rear	✓
Central locking with auto close	✓
Fitted engine immobiliser	✓
ECWTA compliance to all relevant EU standards	✓
National Caravan Council approved	✓
Entrance door grab handle	✓
Flame failure shut off valves to all gas appliances	✓
Isolation taps to all gas appliances	✓
Optional lounge layouts incorporating seatbelts – see page 46 (excludes EKS)	£
Smoke alarm/CO alarm	✓
Fire extinguisher	✓

**DIMENSIONS/CAPACITY**

Lo-Line & Super Lo-Line height (m)	3.03 (9'11")
Hi-Line height (m)	3.10 (10'2")
Width (mirrors folded) (m)	2.35 (7'8")
Fresh water capacity (ltr)	100
Waste water capacity (ltr)	85
Gas bottle storage (Calor propane) (kg)	1 x 7, 1 x 13
Fuel tank capacity (ltr)	90



MEASUREMENTS

	RS	EKS	FB	RB
Max. front axle loading (kg)	1850	1850	1850	2100
Max. rear axle loading (kg)	2000	2000	2000	2400
Max. gross weight (kg) (all 3500 models can be upgraded to 3650 FOC)	3500	3500	3500	4250
Mass in running order (kg)	2995	3140	3210	3405
Max. gross train weight (kg) (with 3650 upgrade MGTW increases to 4900)	4750	4750	4750	5500
Max. towing weight (kg)	1250	1250	1250	1250
Overall length (m)	6.10 (20'0")	6.39 (20'11")	7.09 (23'3")	7.60 (24'11")
Wheel base (mm)	3800	3450	3800	4035
Tyres	225/70 R16 CP	225/70 R16 CP	225/70 R16 CP	225/70 R16 CP
Recessed awning size (m)	3.0	3.0	4.0	4.5



BEDS

Over cab (Hi-Line only) (m)	1.89 x 1.18 (6'2" x 4'0")	1.89 x 1.18 (6'2" x 4'0")	1.89 x 1.18 (6'2" x 4'0")	1.89 x 1.18 (6'2" x 4'0")
Front bed (m) (double or two singles on EKS)	2.10 x 1.22 (6'11" x 4'0")	2.10 x 1.66 (6'11" x 5'3")	2.10 x 1.22 (6'11" x 4'0")	2.10 x 1.22 (6'11" x 4'0")
Rear bed (m)	-	-	1.30 x 1.90 (4'3" x 6'3")	1.90 x 1.30 (6'3" x 4'3")



Tennison UPHOLSTERY RANGE

We bring the outside in with beautiful, nature inspired fabrics. The Tennison upholstery range is standard with the Tracker, with alternative options at a small cost.





The APACHE RANGE

Apache... a perennial favourite amongst experienced motorhomers.

The Apache range continues to grow in popularity, as it offers what many feel is a practical balance between being compact enough for good on the road manoeuvrability, whilst being big enough on-site to accommodate a family comfortably.

Apache 632 has an overall length of 6.95m, and features a permanent double bed over a full width exterior-access storage compartment.

The slightly longer 634 has the UK's favourite two berth layout, which features a palatial u-shaped lounge at the rear.

Topping the range is the family favourite 7.5m Apache 700, which arrives with four sleeping berths, four travel seats and the heavier-duty 4,250kg chassis.

Carbon Black cab and 16" wheels will now be standard across the range. New worktops, high-level locker doors, soft furnishings and improved LED lighting make the interior even more appealing.



En-suite



A real home
FROM HOME

The Apache's clean and stylish interiors give you a truly modern motorhome.



700 dinette



700 Hi-Line



632 kitchen

“Apache – sensibly sized for easy touring”




632

4 2 130BHP
HD option available (+2 travel seats)



634

4 2 130BHP



700

4 4 130BHP
LD option available
Rear facing seat belts available (+2 travel seats)

All models can sleep two additional adults when the Hi-Line profile is chosen





Time for **BED**

With fixed beds or double bed conversions to the rear, you're guaranteed a good night's sleep.



632 bedroom



700 kitchen/dinette



700 dinette



632 kitchen



700 bedroom



Fully catered **KITCHENS**

Dual fuel hobs, full sized oven/grills and ample workspace make preparing meals a pleasure, not a chore.



632 living area



APACHE Specification



CHOICE OF BODY STYLES (NO COST OPTION)

- Super Lo-Line with panoramic opening roof light **(excludes 634)** +

- Lo-Line with overcab storage area and panoramic opening roof light **(excludes 634)** +

- Hi-Line with overcab sleeping and panoramic opening roof light +



DOMESTIC SOFT FURNISHINGS

- 'Anderson' luxury upholstery with full curtains ✓

- 'Franklin' luxury upholstery with full curtains £

- 'Ingham' luxury upholstery with full curtains £

- 'Tennison' luxury upholstery with full curtains £

- 'Langley' luxury leather upholstery with full curtains (fixed bed models only) £

- Scatter cushions x2 ✓

- Cushioned vinyl floor with removable bound edged carpets ✓

✓ Standard £ Cost option + No cost option



KITCHEN FEATURES

- NEW** Light up splash backs ✓

- Flush fitting 4 ring hob (3 x gas, 1 x 800w electric), full cooker and pan store ✓

- 80 ltr refrigerator with removable freezer compartment ✓

- Fully fitted stainless steel 800w microwave ✓

- Cutlery storage ✓

- Domestic style single lever mixer taps ✓

- Domestic style worktops ✓

- Inset sink/drainer with flush fitting cover ✓

- Dedicated sink cover storage ✓



WASHROOM FEATURES

- Domestic style bathroom taps and shower head/controls ✓

- Domestic style washroom doors ✓

- Fully enclosed seamless shower cubicle with high level foldaway drying rail ✓

- Variable shower control and black riser tower ✓

- Vanity storage cabinet ✓

- Blown air heating outlets to washroom area ✓

- Large mirror with backlit LED lighting ✓

- 12v electric flush toilet with removable cassette on wheels ✓



LIVING ROOM FEATURES

- Easy access to most bed boxes by lifting the base cushions via gas struts ✓

- Aosta Cherry solid plywood interior furniture ✓

- High gloss band to upper locker doors ✓

- Pleated flyscreens to all opening windows ✓

- Circular table and boom arm **(632 only)** ✓

- Cocktail cabinet ✓

- Cushioned close overhead lockers/doors ✓

- Free standing table ✓

- Dinette table attached to offside wall **(700 only)** ✓

- Metal rollerball drawer runners ✓

- On the move heating ✓



WATER FEATURES

- Fresh/waste water tank gauge (digital display) ✓

- Pressurised water system ✓



INTERIOR FEATURES

- NEW** Fully upholstered and height adjustable driver and passenger Captain's seats with twin armrests ✓

- NEW** Techno dash – brushed alloy effect ✓

- NEW** Bottle/cup holder and USB charging point to cab area ✓

- NEW** Air-con cooled water bottle storage ✓



NEW High level instrument cluster with chrome bezels	✓
NEW Steering wheel controls for radio and telephone (Media Pack)	£
NEW Gear shift indicator on dashboard	✓
NEW 5" colour touch screen radio/CD player with bluetooth hands free system and (TomTom) Western European satellite navigation system (Media Pack)	£
NEW 18.5" Avtex widescreen TV/DVD player (Media Pack)	£
Cab air conditioning	✓
Multi function trip computer	✓
Digital clock	✓
Removable bound edged cab carpet	✓
Storage pockets in both cab doors	✓
Pleated blinds to cab windows	✓



ELECTRICAL & GAS FEATURES

12v under locker LED dimmable lighting	✓
Ambient concealed LED over locker lighting	✓
Under locker 12 LED reading lights	✓
12v courtesy wardrobe light	✓
230v socket(s)	✓
Coaxial TV aerial, 12v and 230v socket	✓
Battery charge/discharge digital readout (amps)	✓
Digital clock with alarm facilities	✓
Digital inside and outside temperature guide	✓
Engine battery condition indicator	✓
Event timer facility	✓
Variable rate transformer/charger	✓
Illuminated entrance door area	✓
Leisure battery condition indicator (volts)	✓
RCD unit	✓
Rear speakers	✓
3kw gas and /or 2kw – 230v heating with 12v blown air (excludes 632)	✓
Gas/electric ultra store water heater (excludes 632)	✓
Combi 4kw gas/230v heater/hot water 12v blown air inc. digital control panel (632 only)	✓



INSULATION & STRENGTH

10 year body construction integrity warranty	✓
Grade 3 insulation	✓
Full vinyl underfloor protection	✓
Laminated wall construction (full thickness = 40mm)	✓
Laminated floor construction (full thickness = 45mm)	✓
Part laminated roof construction (full thickness = 40mm)	✓



EXTERIOR STYLE & FEATURES

NEW Aluminium colour coded front grille and lower skid plate	✓
Media Packs – see page 50 for more information	£
Metallic grey cab	✓
Witter towbar – fully approved towbar and electrics	£
Telescopic multi-directional TV aerial with booster pack and digital signal finder (Media Pack)	£
GRP high gloss roof panel	✓
GRP high gloss rear panel with rear spare wheel housing and LED light clusters	✓
GRP high gloss scratch/damage resistant side walls	✓
Integral spare wheel (steel type) and moulded cover	✓
Distinctive Auto-Trail exterior graphics	✓
Acrylic capped ABS side skirts	✓
Colour coded front bumper	✓
Colour coded rear ladder	£
Front and rear mud flaps	✓
Integral moulded entrance step with removable mat	✓
Electrically operated step	✓
Adjustable, electrically operated heated exterior mirrors with blind spot mirror	✓
Electrically operated windows	✓
Electrically operated step	✓
Exterior hot and cold shower unit	✓
External gas BBQ point	✓
High security entrance door with blind and waste bin, flyscreen plus umbrella/storage	✓
Rear corner steadies	£



**STORAGE & ACCESS**Exterior storage/access locker **EXTERNAL LIGHTING & SAFETY****NEW** LED daytime running lights to headlamps LED exterior awning light LED front marker lights Rear marker lights Side running lights LED tail lights 3rd high level brake light **POWER**Leisure battery (amps) **100**100w solar panel Exterior 230v socket (situated under rear bed/
storage areas) **VISIBILITY & VENTILATION**Double glazed windows with pleated flyscreen
and blinds Wind up panoramic rooflight (Skyline available on
Super Lo-Line, Lo-Line & Hi-Line) **(excludes 634)** 12v 3 speed roof fan/ventilator **ENGINE/CHASSIS**Fiat Ducato chassis type **(Heavy on 700)** **Light**Engine type **MultiJet**Max. torque **320Nm@1800rpm**Engine output (130bhp) Euro 5 high torque,
fuel efficient system Engine output (147bhp) Euro 5 high torque,
fuel efficient system Engine output (177bhp) Euro 5 high torque,
fuel efficient system Drive **Front**Number of cylinders **4**Common rail direct injection diesel Number of gears **6**Intercooler **SAFETY****NEW** ESC – Electronic Stability Control,
including hill hold facility **NEW** Traction Plus – electronic traction control
system including hill descent facility **NEW** Cruise control with speed limiter ABS braking Disc brakes front and rear Central locking Fitted engine immobiliser ECWVTA compliance to all relevant EU standards National Caravan Council approved Entrance door grab handle Flame failure shut off valves to all gas appliances Isolation taps to all gas appliances Optional lounge layouts incorporating seatbelts –
see page 46 **(excludes 634)** 3 point rear facing belts with high back rest and
head rests (fitted to a Double Dinette) **(700 only)** Smoke alarm/CO alarm Fire extinguisher **DIMENSIONS/CAPACITY**Lo-Line & Super Lo-Line height (m)
(n/a on 634) **3.03 (9'11")**Hi-Line height (m) **3.10 (10'0")**Width (mirrors folded) (m) **2.35 (7'8")**Fresh water capacity (ltr) **100**Waste water capacity (ltr) **85**Gas bottle storage
(Calor propane) (kg) **1 x 7, 1 x 13**Fuel tank capacity (ltr) **90**Fiat Comfort-Matic automatic gearbox Left hand drive cab (lead times will apply) 

**MEASUREMENTS**

	632	634	700
Max. front axle loading (kg)	1850	1850	2100
Max. rear axle loading (kg)	2000	2000	2400
Max. gross weight (kg) (all 3500 models can be upgraded to 3650 FOC)	3500	3500	4250
Max. gross train weight (kg) (with 3650 upgrade MGTW increases to 4900)	4750	4750	5500
Mass in running order (kg)	3180	3230	3445
Max. towing weight (kg)	1250	1250	1250
Overall length (m)	6.95 (22'9")	7.09 (23'3")	7.50 (24'7")
Wheel base (mm)	3800	3800	4035
Tyres	225/70 R16 CP	225/70 R16 CP	225/70 R16 CP
Recessed awning size (m)	3.5	4.0	4.0


**BEDS**

Over cab (Hi-Line only) (m)	1.89 x 1.18 (6'2" x 4'0")	1.89 x 1.18 (6'2" x 4'0")	1.89 x 1.18 (6'2" x 4'0")
Front bed (m)	2.0 x 1.22 (6'7" x 4'0")	-	1.86 x 1.03 (6'1" x 3'4")
Rear bed (double or 2 singles on 634) (m)	1.22 x 2.17 (4'0" x 7'1")	2.10 x 1.79 (6'11" x 5'10")	2.10 x 1.50 (6'11" x 4'11")



Anderson UPHOLSTERY RANGE

We bring the outside in with beautiful, nature inspired fabrics. The Anderson upholstery range is standard with the Apache, with alternative options at a small cost.





Mohawk bedroom



Style & COMFORT

Stylish and practical designs gives a huge range of layout and sleeping options.



Savannah living area



Navajo twin beds

The FRONTIER RANGE

Frontier... the ultimate in luxury travel.


The Frontier range is for those who require a perfect synergy of cutting-edge design, contemporary finishes and proven practical layouts, with the very latest in construction technology.

The range is extensive... with the choice of the Half Dinette, Double Dinette and Lounge Dinette options, offering additional beds and travel seats, some models can sleep, and carry, up to six adults. As you would expect, all models come with beautiful well-appointed kitchens and washrooms, spacious living areas and extremely comfortable seating with plush new upholstery and soft furnishings.



NAVAJO

2 2 130BHP



MOHAWK

2 2 130BHP

HD option available (+2 travel seats)






Navajo kitchen



Dakota living area



Mohawk living area




Packed with **STORAGE**

Clever storage options throughout including soft close cutlery drawers, overhead storage lockers and underbed storage options where applicable.



Arapaho living area



SAVANNAH

4 2 130BHP
HD option available (+2 travel seats)



DELAWARE

4 2 130BHP
HD option available (+2 travel seats)




COMANCHE

4 2 177BHP
DD option available (+2 travel seats)
LD option available (+2 travel seats)




CHIEFTAIN

4 2 177BHP
DD option available (+2 travel seats)
LD option available (+2 travel seats)



DAKOTA

4 2 130BHP
HD option available (+2 travel seats)



SCOUT

4 4 130BHP
LD option available
Rear facing seat belts available (+2 travel seats)



ARAPAHO

4 4 177BHP
DD option available
Rear facing seat belts available (+2 travel seats)

All models can sleep two additional adults when the Hi-Line profile is chosen

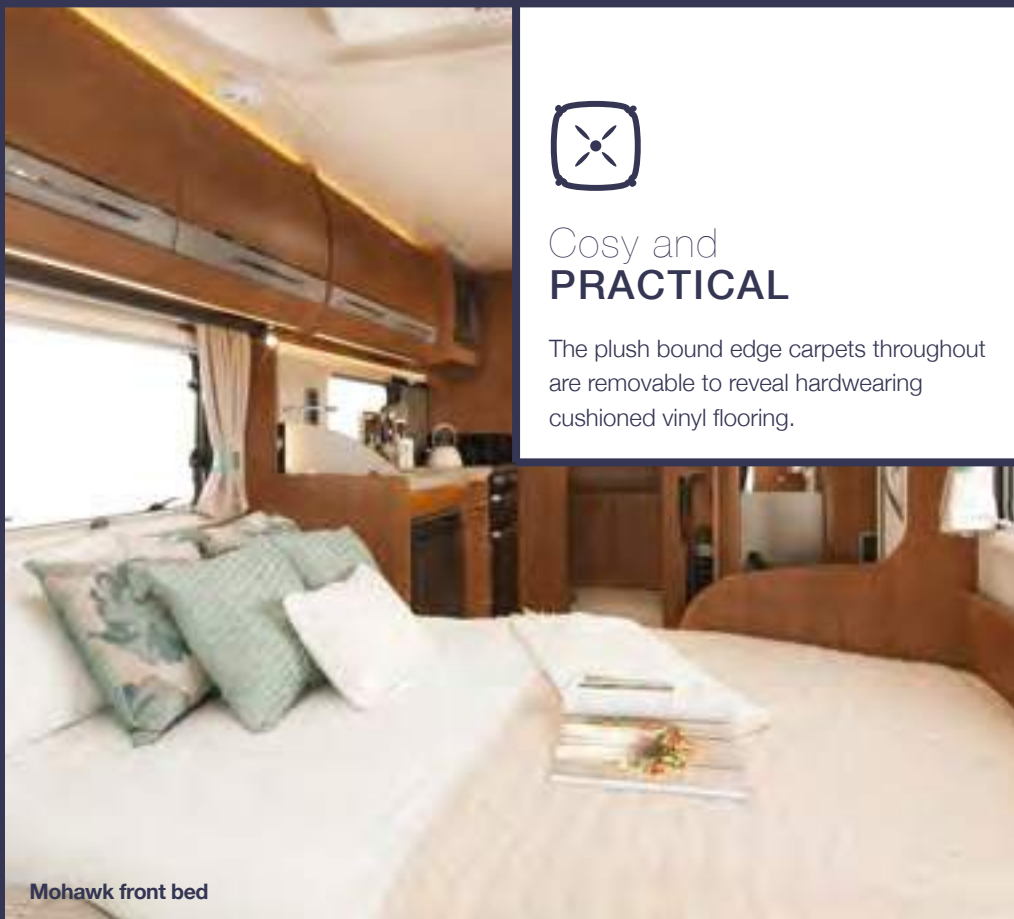




Dakota kitchen



Arapaho lounge



Mohawk front bed



Cosy and **PRACTICAL**

The plush bound edge carpets throughout are removable to reveal hardwearing cushioned vinyl flooring.



Mohawk living area



Mohawk kitchen



Savannah bathroom



Arapaho overcab bed



Navajo living area

“Frontier - magnificent motorhomes built without compromise”



Arapaho kitchen/dinette



Dakota living area



Franklin UPHOLSTERY RANGE

Franklin comes as standard in all 2015 Frontier models. Alternative upholstery choices are available at a small cost.

FRONTIER Specification



CHOICE OF BODY STYLES (NO COST OPTION)

- Super Lo-Line with panoramic 'Skyline' opening roof light +
- Lo-Line with overcab storage area and panoramic 'Skyline' opening roof light +
- Hi-Line with overcab sleeping and panoramic 'Skyline' opening roof light +



DOMESTIC SOFT FURNISHINGS

- 'Franklin' luxury upholstery with full curtains and co-ordinating pelmets ✓
- 'Anderson' luxury upholstery with full curtains and co-ordinating pelmets £
- 'Ingham' luxury upholstery with full curtains and co-ordinating pelmets £
- 'Tennison' luxury upholstery with full curtains and co-ordinating pelmets £
- 'Langley' luxury leather upholstery with full curtains and co-ordinating pelmets (fixed bed models only) £
- Scatter cushions x4 ✓
- (2x Mohawk, Savannah, Dakota, Delaware)** ✓
- Cushioned vinyl floor with removable bound edged carpets ✓



KITCHEN FEATURES

- NEW** Illuminated splash backs ✓
- Flush fitting 4 ring hob (3 x gas, 1 x 800w electric), full cooker/grill and pan store ✓
- 175 ltr fridge freezer **(excludes Navajo & Mohawk)** ✓
- 80 ltr refrigerator with removable freezer compartment **(Navajo & Mohawk only)** ✓
- Fully fitted stainless steel 800w microwave ✓
- Cutlery storage ✓
- Domestic style single lever mixer taps ✓
- Domestic style worktops ✓
- Inset sink/drainer with flush fitting cover ✓
- Dedicated sink cover storage ✓
- Soft close to drawers ✓
- Under worktop LED feature lighting ✓

✓ Standard

£ Cost option

+ No cost option



WASHROOM FEATURES

- Domestic style bathroom taps and shower head/controls ✓
- Domestic style washroom doors ✓
- Fully enclosed seamless shower cubicle with high level foldaway drying rail ✓
- Variable shower control and black riser tower ✓
- Vanity storage cabinet ✓
- Blown air heating outlets to washroom area ✓
- Large mirror with backlit LED lighting ✓
- 12v electric flush toilet with removable cassette on wheels ✓



LIVING ROOM FEATURES

- Easy access to most bed boxes by lifting the base cushions via gas struts or door ✓
- Aosta Cherry solid plywood interior furniture ✓
- Cream band to upper locker doors ✓
- Pleated flyscreens to all opening windows ✓
- Circular table and boom arm (**Mohawk, Savannah, Dakota & Delaware only**) ✓
- Cocktail cabinet ✓
- Cushioned close overhead lockers/doors ✓
- Free standing table ✓
- Dinette table attached to offside Wall (**Scout only**) ✓
- Metal rollerball drawer runners ✓
- On the move heating for living area ✓



WATER FEATURES

- Fresh/waste water tank gauge (colour screen display) ✓
- Pressurised water system ✓



INTERIOR FEATURES

- NEW** Fully upholstered and height adjustable driver and passenger Captain's seats with twin armrests ✓
- NEW** Techno dash – brushed alloy effect ✓
- NEW** Bottle/cup holder and USB charging point to cab area ✓
- NEW** Air-con cooled water bottle storage ✓
- NEW** High level instrument cluster with chrome bezels ✓



NEW Steering wheel controls for radio and telephone (**Media Pack**)

£

NEW Gear shift indicator on dashboard

✓

NEW 5" colour touch screen radio/CD player with bluetooth hands free system and (TomTom) Western European satellite navigation system (**Media Packs**)

£

NEW 18.5" Avtex widescreen TV/DVD player (standard in all Media Packs)

£

Cab air conditioning

✓

Multi function trip computer

✓

Digital clock

✓

Removable bound edged cab carpet

✓

Storage pockets in both cab doors

✓

Pleated blinds to cab windows

✓

ELECTRICAL & GAS FEATURES

12v under locker LED dimmable lighting

✓

Ambient concealed LED over locker lighting

✓

Under locker 12v LED reading lights

✓

12v courtesy wardrobe light

✓

230v socket(s)

✓

Coaxial TV Aerial, 12v and 230v socket

✓

Battery charge/discharge digital readout (amps)

✓

Digital clock with alarm facilities

✓

Digital inside and outside temperature guide

✓

Engine battery condition indicator

✓

Event timer facility

✓

Variable rate transformer/charger

✓

Illuminated entrance door area

✓

Leisure battery condition indicator (volts)

✓

RCD unit

✓

Rear speakers

✓

3kw gas and /or 2kw – 230v heating with 12v blown air (**excludes Savannah, Dakota, Delaware & Comanche**)

✓

Gas/electric ultra store water heater

(**excludes Savannah, Dakota, Delaware & Comanche**)

✓

Combi, 4kw gas/230v heater (6kw on twin axle models), 12v blown air & gas/230v boiler, incl. digital control panel

(**excludes Navajo, Mohawk, Scout, Arapaho & Chieftain**)

✓



**INSULATION & STRENGTH**

10 year body construction integrity warranty	✓
Grade 3 insulation	✓
Full vinyl underfloor protection	✓
Laminated wall construction (full thickness = 40mm)	✓
Laminated floor construction (full thickness = 45mm)	✓
Part laminated roof construction (full thickness = 40mm)	✓

**EXTERIOR STYLE & FEATURES**

NEW Aluminium colour coded front grille and lower skid plate	✓
Media Packs – see page 50 for more information	£
Metallic grey cab	✓
Witter towbar – fully approved towbar and electrics	£
Telescopic multi-directional TV aerial with booster pack and digital signal finder (Media Pack)	£
GRP high gloss roof panel	✓
GRP high gloss rear panel with LED light clusters	✓
Integral spare wheel (steel type) and moulded cover	✓
GRP high gloss scratch/damage resistant side walls	✓
Distinctive Auto-Trail exterior graphics	✓
Acrylic capped ABS side skirts	✓
Colour coded front bumper	✓
Colour coded rear ladder	£
Front and rear mud flaps	✓
Integral moulded entrance step with removable mat	✓
High security entrance door with blind and waste bin, flyscreen plus umbrella/storage	✓
Electrically operated step	✓
Adjustable, electrically operated heated exterior mirrors with blind spot mirror	✓
Electrically operated windows	✓
Rear corner steadies	£
External gas BBQ point	✓
Exterior hot and cold shower unit	✓
16" Fiat alloy wheels	✓

**STORAGE & ACCESS**

Exterior storage/access locker	✓
Cantilever side underfloor storage lockers	✓

**EXTERNAL LIGHTING**

NEW LED daytime running lights to headlamps	✓
LED exterior awning light x1 (x2 Comanche, Arapaho, Chieftain)	✓
LED front marker lights	✓
Rear marker lights	✓
Side running lights	✓
LED tail lights	✓
3rd high level brake light	✓

**POWER**

Leisure battery (amps)	100
100w solar panel	✓
Exterior 230v socket (situated under rear bed/storage areas)	✓

**VISIBILITY & VENTILATION**

Double glazed windows with pleated flyscreens and blinds	✓
Wind up panoramic roof light (Skyline available on Super Lo-Line, Lo-Line & Hi-Line)	✓
12v 3 speed roof fan/ventilator	✓

**ENGINE/CHASSIS SPECIFICATION**

Fiat Ducato chassis type (Navajo on Light)	Heavy
Engine type	MultiJet
Max. torque (Comanche, Arapaho & Chieftain: 400Nm@1400rpm) 320Nm@1800rpm	
Engine output (130bhp) Euro 5 high torque, fuel efficient system (excludes Comanche, Arapaho & Chieftain)	✓
Engine output (147bhp) Euro 5 high torque, fuel efficient system (excludes Comanche, Arapaho & Chieftain)	£
Engine output (177bhp) Euro 5 high torque, fuel efficient system (✓ Comanche, Arapaho & Chieftain)	£
Drive	Front

**SAFETY**

NEW ESC – Electronic Stability Control, including hill hold facility	✓
NEW Traction Plus – electronic traction control system including hill descent facility	✓
NEW Cruise control with speed limiter	✓
ABS braking	✓
Disc brakes front and rear	✓
Remote central locking to entrance door	✓
Central locking with auto close	✓
Fitted engine immobiliser	✓
ECWVTA compliance to all relevant EU standards	✓
National Caravan Council approved	✓
Entrance door grab handle	✓
Flame failure shut off valves to all gas appliances	✓
Isolation taps to all gas appliances	✓
Optional lounge layouts incorporating seatbelts – see page 46 (excludes Navajo) (✓ standard option on Scout & Arapaho)	£
Smoke alarm/CO alarm	✓
Fire extinguisher	✓

**DIMENSIONS/CAPACITY**

Lo-Line & Super Lo-Line height (m)	3.03 (9'11")
Hi-Line height (m)	3.10 (10'2")
Width (mirrors folded) (m)	2.35 (7'8")
Fresh water capacity (ltr) (Navajo 100)	135
Waste water capacity (ltr)	85
Fuel tank capacity (ltr)	90
Gas bottle storage (Calor propane) (kg)	2 x 13



MEASUREMENTS

	NAVAJO	MOHAWK	SAVANNAH	DAKOTA	DELAWARE	SCOUT	COMANCHE	ARAPAHO	CHIEFTAIN
Max. front axle loading (kg)	1850	2100	2100	2100	2100	2100	2100	2100	2100
Max. rear axle loading (kg)	2000	2400	2400	2400	2400	2400	2 x 1500	2 x 1500	2 x 1500
Max. gross weight (kg) (all 3500 models can be upgraded to 3650 FOC)	3500	4250†	4250†	4250†	4500	4500	5000	5000	5000
Max. gross train weight (kg) (with 3650 upgrade MGTW increases to 4900)	4750	5500	5500	5500	5500	5500	6000*	6000*	6000*
Mass in running order (kg)	3220	3430	3450	3525	3640	3650	4075	4040	4000
Max. towing weight (kg)	1250	1250	1250	1250	1500	1500	1500	1500	1500
Overall length (m)	6.81 (22'4")	7.50 (24'7")	7.60 (24'11")	7.60 (24'11")	7.90 (25'11")	7.90 (25'11")	8.73 (28'7")	8.73 (28'7")	8.73 (28'7")
Wheel base (mm)	3800	4035	4035	4035	4300	5261	5261	5261	5261
Tyres	225/70 R16CP	225/70 R16CP	225/70 R16CP	225/70 R16CP	225/70 R16CP	225/70 R16CP	225/70 R16CP	225/70 R16CP	225/70 R16CP
Recessed awning size (m)	3.5	4.0	4.5	4.5	4.5	4.5	4.5	4.5	4.5



BEDS

Over cab (Hi-Line only) (m)	1.89 x 1.18 (6'2" x 4'0")	1.89 x 1.18 (6'2" x 4'0")	1.89 x 1.18 (6'2" x 4'0")	1.89 x 1.18 (6'2" x 4'0")	1.89 x 1.18 (6'2" x 4'0")	1.89 x 1.18 (6'2" x 4'0")	1.89 x 1.18 (6'2" x 4'0")	1.89 x 1.18 (6'2" x 4'0")	1.89 x 1.18 (6'2" x 4'0")
Front bed (double or two singles on Navajo) (m)	2.10 x 1.86 (6'11" x 6'1")	2.10 x 1.22 (6'11" x 4'0")	2.10 x 1.22 (6'11" x 4'0")	2.10 x 1.22 (6'11" x 4'0")	2.10 x 1.22 (6'11" x 4'0")	1.86 x 1.03 (6'1" x 3'4")	2.10 x 1.86 (6'11" x 6'1")	1.86 x 1.03 (6'1" x 3'4")	2.10 x 1.86 (6'11" x 6'1")
Rear bed(s) (double or two singles on Scout and Arapaho) (m)	-	2.17 x 1.38 (7'1" x 4'6")	1.87 x 0.7 (6'2" x 2'4") & 1.83 x 0.7 (6'0" x 2'4")	1.30 x 1.90 (4'3" x 6'3")	1.90 x 1.35 (6'3" x 4'5")	2.10 x 1.85 (6'11" x 6'1")	1.90 x 1.35 (6'2" x 4'5")	2.10 x 2.16 (6'11" x 7'1")	2.17 x 1.38 (7'1" x 4'6")

* If the maximum authorised vehicle weight is not fully utilised, then the towable weight can be increased accordingly. The gross train figure however must not be exceeded.

† When 3 ltr engine option is chosen, max. gross weight of the vehicle is automatically upgraded to 4400kg

Quality DETAILS

1. Full size ovens and dual fuel hob
2. Domestic mixer taps
3. 230v electric hook ups
4. TV aerial and digital signal finder
5. Entertainment system
6. 100w solar panels
7. Daytime running lights
8. 3 engine options
9. Vinyl floor with removable carpet
10. Domestic style showers
11. Large exterior storage areas
12. LED rear light clusters
13. Recessed exterior awnings
14. All year round protection
15. Colour reversing cameras
16. Spare wheel storage
17. Cocktail cabinets
18. Satellite navigation systems
(Media Pack)



Note: Some features are model dependant or cost optional.



Seatbelt OPTIONS

Three carefully considered cost options of factory fitted layouts and seatbelt variations, for your comfort and safety

OPTION A
Half Dinette (HD)



A double forward-facing seat fitted with two three-point seatbelts to create additional travel seats. The seats easily convert into a transverse double bed by joining together the near side bench seat and the travelling seats.

Standard on:

- ✓ Imala 720

Available on:

- ✓ V-Line 620
- ✓ Imala 715
- ✓ Tracker RS, FB & RB
- ✓ Apache 632
- ✓ Frontier Mohawk, Savannah, Dakota & Delaware

OPTION B
Double Dinette (DD)



Double forward-facing and rear facing seats. The forward facing seat is fitted with two three-point seat belts. The rear facing seat can be specified with additional seatbelts as a cost option (n/a on Imala 620).

Standard on:

- ✓ Imala 620
- ✓ Apache 700
- ✓ Frontier Scout

Available on:

- ✓ Frontier Comanche, Arapaho & Chieftain

OPTION C
Lounge Dinette (LD)



During the day this layout offers a full L-shaped lounge dinette which quickly converts into a travelling seat, fitted with two three-point seat belts, by removing the centre cushion.

Standard on:

- ✓ Frontier Arapaho

Available on:

- ✓ Imala 620
- ✓ Apache 700
- ✓ Frontier Scout, Comanche & Chieftain

Upholstery shown for illustration purposes only.

In the **BEGINNING**

Seatbelts have been fitted to the front seats of motorhomes since legislation was first introduced making their use mandatory – these must be worn when the vehicle is in motion.

The **LAW**

The law relating to the use of seatbelts in the back of motorhomes is more complicated, but the trend is towards the introduction and use of designated forward-facing travel seats with three-point seatbelts. Optional rear-facing seats with belts also meet the latest legislation.

Our **CHANGES**

Auto-Trail has introduced a number of alternative layouts to most of its models, which comply with these regulations, giving reassurance to you and your family.



Our seatbelt **LOGO**

This logo with an accompanying number, indicates how many designated travel seats with three-point inertia seatbelts come as standard on that particular model. Many models have the option to add two more travel seats when selecting an alternative dinette layout. In some cases, you may specify two belts to rear facing seating (with fully padded back and neck restraints) allowing up to six people (including the driver) to travel in comfort, safely and within the law.



Look for the **LABEL**

Designated travelling seats should be clearly marked with a label indicating that they are travel seats which must be used when the motorhome is in motion.

Seatbelt guidelines			
SITUATION	FRONT SEAT	REAR SEAT	RESPONSIBILITY
Driver	Seatbelt must be worn if fitted	-	Driver
Child under 3 years of age	Correct child restraint must be used	Correct child restraint must be used	Driver
Child from 3rd birthday up to 135cm in height or 12th birthday, whichever they reach first	Seatbelt must be worn if fitted	Correct child restraint must be used where seatbelts are fitted. Must use adult belt in rear seat if correct child restraint is not available	Driver
Child 12 or 13 years of age, or over 135cm in height	Seatbelt must be worn if fitted	Seatbelt must be worn if fitted	Driver
Adult passengers	Seatbelt must be worn if fitted	Seatbelt must be worn if fitted	Passenger



Protect your **LOVED ONES**

The law is always changing. Use our seatbelt guidelines to make sure you're covered.



Why AUTO-TRAIL?

Our mission is to produce quality design, high performance and ultimate comfort, without compromise



FIND YOURS AT
www.auto-trail.co.uk

Think **CHOICE**

- ✓ **24 popular layouts** ranging from 5.99m to 8.73m in length
- ✓ **15 models available** at 3500kg GVW
- ✓ **Three distinct exterior profiles** – all feature a large Skyline panoramic sunroof: Hi-Line – providing an overcab double bed, Lo-Line – a lower exterior profile with storage areas above the cab, Super Lo-Line – sleek stylish roofline
- ✓ **3 engine options** – choose from the very latest Euro 5 engines, 130bhp, 147bhp and 177bhp with manual 6 speed gearbox, or Fiat's Comfort-Matic automatic transmission
- ✓ **Selection of layouts** – choose from a selection of lounge layouts for the majority of vehicles, most available with additional travel seats

Think **STYLE**

- ✓ **Factory fitted lifestyle packs** – complement your new vehicle by choosing one of our optional Media Packs (see pages 50-51)
- ✓ **Soft furnishing options** – personalise your new motorhome by choosing one of our five beautiful upholstery ranges

Think **REPUTATION**

- ✓ **Member of the Trigano Group** – Auto-Trail are members of the famous Trigano Group of Companies, regarded by many as Europe's leading leisure company
- ✓ **Luxury leisure vehicles** – for over 30 years, Auto-Trail has been designing, developing and producing luxury leisure vehicles which provide the very highest levels of comfort and convenience
- ✓ **Previously owned motorhomes** – renowned for being highly desirable and for retaining high residual values
- ✓ **Award winners** – throughout the years, our motorhomes have received much praise and admiration and have regularly been winners of many top industry awards,

recognising achievements in the design of kitchens, washrooms and electronics etc, along with our 'Motorhome of the Year' Award

- ✓ **ISO 9001 registered company**
- ✓ **Factory backed insurance NCC Approved accident repair centre**

Think **SAFETY**

- ✓ **European Standards/Directives** – all our motorhomes comply with EC Whole Vehicle Type Approval and comply to all relevant European Standards
- ✓ **General safety** – all vehicles are fitted with fire retardant upholstery fabrics, an approved fire extinguisher, carbon monoxide detector, driver and passenger airbags and ABS braking systems
- ✓ **Flame failure facility** – all gas appliances have isolation taps and flame failure facility (FFD)

Think **FEATURES**

- ✓ **Damage resistant exterior side walls and roofs** – high gloss, damage resistant GRP exterior side walls and roofs for long lasting appearance, strength and durability
- ✓ **Laminated under floor vinyl protective barrier**
- ✓ **Features as standard** – cab air conditioning, cruise control, driver and passenger airbags and daytime running lights (low level on Sportline)
- ✓ **All the internal furniture is designed using proven construction techniques**
- ✓ **Weather shelter** – integrated wind out awning – perfect for providing shade on sunny days and shelter in the evenings, complete with the LED awning lights
- ✓ **Luxury facilities** – fully equipped en-suite facilities with large luxury LED mirrors and fully enclosed shower cubicles
- ✓ **Warranty & Guarantee** – a 10 year Body Integrity Warranty, in addition to a comprehensive 3 year guarantee

Think COMFORT


- ✔ **Thermal Insulation and Heating** – enjoy using your new motorhome in all seasons – most models meet the EN 1645-1 Thermal Insulation and Heating Grade 3 classification
- ✔ **Large fresh and waste water tank capacities**
- ✔ **Insulation** – fully insulated with high density wall, floor and roof insulation – warm in winter, cool in summer
- ✔ **'Heavy Domestic' removable carpets**
- ✔ **Dimmer switch controlled low energy LED lighting**
- ✔ **Large gas bottle storage compartments**

Auto-Trail WARRANTY

Your Auto-Trail motorhome is covered by a 2 year manufacturer's warranty. This is supplemented by a 1 year insurance backed warranty to provide a 3 year habitation warranty for total peace of mind. The Fiat chassis is covered on the same basis of 2 year's Fiat and 1 year's insurance backed warranty.


The exterior of your Auto-Trail motorhome is offered with a 10 year manufacturer's Body Construction Integrity Warranty (terms and conditions apply). Please ensure your dealer registers the body and chassis warranty at the time of collection and supplies you with a copy of the warranty handbook, service book and insurance booklet.

Your sales contract is with your chosen supplying dealer. For further details visit www.auto-trail.co.uk




Visit our **WEBSITE**

For further details, more images and every model in every range view: www.auto-trail.co.uk

Auto-Trail
KEEP IN TOUCH

Join us today, go social with Auto-Trail. The first place to go for all the latest Auto-Trail news, reviews and information. Don't miss out!

www.youtube.com/AutoTrailTV

www.twitter.com/AutotrailVR

www.facebook.com/autotrailVR

Media PACKS

New for 2015, our brilliant range of media packs available throughout the Auto-Trail range

In addition to all of the new features that come with the Fiat Ducato chassis, specified across the whole collection, and the extra features that Auto-Trail have added as standard, there is the option to enhance your new motorhome even further, by choosing one of our Media Packs.

These give you the option to boost your vehicle's technology content and make driving and living in your new motorhome as easy and as luxurious as possible.



	Media Pack 1 Imala only	Media Pack 2 V-Line, Tracker, Apache, Frontier	Media Pack 3 Tracker, Apache, Frontier
A Integrated 18.5" avtex drop down widescreen TV/DVD player incorporating digital and satellite tuners	✓	✓	✓
B AM/FM radio tuner incorporating: <ul style="list-style-type: none"> • Aux/USB/iPod connection • Integrated MP3 • Bluetooth hands free system for audio streaming and SMS reader 	✓	✗	✗
C 5" colour touch screen radio/CD player incorporating: <ul style="list-style-type: none"> • Western European satellite navigation system (TomTom) • AM/FM radio tuner • Aux/USB/iPod connection • Integrated MP3 • Bluetooth hands free system, for audio streaming, and SMS reader • Colour reversing camera integrated into 5" touch screen display 	✗	✓	✓
D Colour reversing camera (Imala – screen fitted to rear view mirror)	✓	✗	✗
E Steering wheel controls for radio and telephone	✓	✓	✓
F Status TV aerial with digital signal finder	✓	✓	✗
G Maxview 'vudome' remote control roof mounted, fully automatic, self seeking satellite system and receiver	✗	✗	✓
	Only £649	Only £999	Only £1999



Images shown are standard features and not part of Media Pack

Accident Repair CENTRE

Your Auto-Trail motorhome was built to the highest standards by our skilled technicians

Our dedicated accident repair centre and NCC approved workshop are fully equipped to deal with any major repairs or technical issues with the interior or exterior of your vehicle. Highly-skilled and experienced, our team of Auto-Trail technicians are ready to get your vehicle back on the road.

This service inspects the vehicle's fixtures and fittings, paying particular attention to gas appliances and electrical systems.

Facilities include:

- ✓ Free estimates
- ✓ Fully qualified technicians
- ✓ Annual habitation checks
- ✓ Modern fully-equipped facilities
- ✓ Fully approved by all leading insurance companies
- ✓ Professional body shop and paint repairs
- ✓ Fibreglass damage and full panel replacement
- ✓ Major accident and insurance work undertaken



Quality CUSTOMER SERVICE

Contact us to arrange a time for your vehicle to be attended to.

Call now on: 01472 571000

Mon - Thurs 8.15am - 5pm

Friday 8am - 1pm



Book your Auto-Trail FACTORY TOUR

Come along and see for yourself why we have the highest reputation for producing popular, value for money motorhomes. To pre-book your tour simply visit our website for availability:

www.auto-trail.co.uk/factorytours



Owners' CLUB

Once you've bought your Auto-Trail motorhome, you're not on your own

The Auto-Trail Owners' Club has been in existence since 1993. All Auto-Trail owners can apply for membership of the club – whether your motorhome is brand new or a much-loved elderly model, you will be assured of a friendly welcome.

This year ATOC are holding over 60 rallies, including the very popular Auto-Trail Factory Rally, which was attended last year by over 170 motorhomes. It is an excellent chance to pick up accessories, see how the motorhomes are made and enjoy the hospitality, which usually includes entertainment, a tombola and a superb hog roast. The club also rallies at most of the shows run by Stone Leisure (MHM) and the Warners Group (MMM).

If you have never rallied with an Owners' Club before, why not come along and see for yourself what a marvellous time we have? ATOC members have made many long-lasting friendships over the years.

Benefits include:

- ✔ All members receive membership cards, a Rally Programme booklet, windscreen sticker and latest issue of the magazine
- ✔ Members can obtain discounted motorhome insurance from several dedicated motorhome insurers as well as discounts on accessories from authorised Auto-Trail dealers and other suppliers

For more information on the Owners' Club, visit www.atocuk.com, or for membership applications contact: Mrs Caroline Pinnells (*Membership Secretary*)
20 Belvoir Close, Fareham, PO16 0PJ

Tel: 07985 070280 / 01329 515225 (after 5:30pm)

Email: atoc.membership@gmail.com



An amazing
12 MONTHS FREE

Purchasers of a new Auto-Trail motorhome can enjoy up to 12 month's free membership of ATOC .



The new FIAT DUCATO

Reassuringly sure-footed handling, a refined ride and an extremely car-like driving experience



WHY AUTO-TRAIL CHOSE FIAT DUCATO:

The most significant change this year has been our decision to concentrate solely on Fiat Ducato-based production (for 30 years we've been building our luxury motorhomes on the SEVEL chassis). It's not a decision we reached lightly – we tested and researched everything available, including competitors' new models, and our conclusion was that Fiat's new generation Ducato is, quite simply, both the best available and by far the most desirable.

The new Ducato was ahead of its time and now the re-engineered new generation is even better. We are confident that a test drive at your local Auto-Trail specialist dealer will have you agreeing with our conclusion that it is the market leader by a country-mile.

FIAT CAMPER ASSISTANCE:

Fiat has a dedicated call centre just for motorhome owners. Just call **00800 3428 1111** from a landline or **0800 3428 1111** from a mobile and a knowledgeable English-speaking operator will give you extensive information on the products and the services offered. They will then transfer your call to a specialist technician or to Fiat Camper Assistance, the on-road support team specially set up to help drivers of Fiat-based motorhomes.



Fiat Camper Services

00800-34281111

THE BENEFITS OF DRIVING FIAT:

- ✔ Built in Atessa, at the largest and most high-tech commercial vehicle factory in the world
- ✔ €700 million investment, including new tooling
- ✔ Cross pollination of engineering excellence from other members of FCA (Fiat Chrysler Automobile Group)
- ✔ New nose including wider grille, narrower headlamps and modular front bumper/spoiler, with DRLs moved out of immediate impact zone
- ✔ New cup holder with USB and tablet holder
- ✔ Rear view camera facility
- ✔ New touch screen info/ICE header unit with full connectivity
- ✔ Re-engineered power steering and upgraded brakes
- ✔ More torque from the 150 VGT (350NM @ 1500rpm)
- ✔ Better fuel economy – new, cleaner and environmentally friendly Euro 5 130/147bhp MultiJet engine



More torque
MORE POWER

From 320Nm@1800rpm to
350nm@1500rpm – choose the
drive to suit you.



Better fuel
ECONOMY

New, more efficient and
environmentally friendly, Euro 5
130/147bhp MultiJet engine



Body style PROFILES

Choose the best body style to suit your needs - at no extra cost

Significantly, Auto-Trail offer an industry-leading choice of overcab shapes. We are unique amongst manufacturers in offering all three – Hi-Line, Lo-Line and Super Lo-Line within most of our model ranges. All feature our unique panoramic Skyline roof, perfect for stargazing!

These can all be specified at the time of ordering as a no-cost option.

SUPER LO-LINE



The Super Lo-Line is an outstanding example of modern motorhome design with sleek exterior styling, providing an aerodynamic shape and incorporating a large panoramic Skyline sunroof. Inside, the living areas obtain maximum benefit from the extra natural light.

(Not available on V-Line, Imala or Apache 634).

LO-LINE



Ideal for customers who prefer additional storage facilities, in lieu of an overcab sleeping area. Externally, the roof shape incorporates the same sweeping lines as the Super Lo-Line. However, mounting the roof slightly further forward has allowed our design team to incorporate a series of integrated storage areas on the interior.

(Not available on V-Line or Apache 634.)

HI-LINE



The Hi-Line variant also features the unique Skyline sunroof, which has become a trademark of Auto-Trail. The overcab area has been designed to accommodate a large double bed. Every area of space has been fully utilised to provide a large and comfortable sleeping area. During the day, this sleeping area can be left undisturbed, or the bed can quickly slide away, enabling you to take full advantage of all the space.

(Not available on V-Line)

Witter TOWBARS

The only fully type approved
detachable Swan neck
Towbar available

A joint project between Auto-Trail Motorhomes and Witter Towbars has introduced the only fully type-approved towbar available for most models manufactured since the start of the 2011 season.

Witter Towbars are manufactured in the UK and have undergone vigorous testing to ensure they meet EC 94/20 standards to guarantee you years of towing pleasure. All Towbars are priced inclusive of towbar, tow ball, vehicle electrics and towbar fitting by either your local Witter fitting centre or Witter 'authorised' Auto-Trail dealerships.

Visit our website for a list of suited towbars, or alternatively search for your towbar by using the vehicle registration search on the Witter website:

www.witter-towbars.co.uk/autotrail



Fully type
APPROVED

Witter Towbars have undergone vigorous testing to guarantee you years of towing pleasure!



Auto-Trail STANDARDS


Keeping you warm and dry
all year round

All Auto-Trail models meet the NCC EN1646-1 thermal insulation and heating Grade 3 classification.

This is the highest standard achievable for both insulation and heating, meaning the interior of your motorhome can be kept at +20°C, even when it's a chilly -15°C outside.


All models have 40mm insulation in the sidewalls and 45mm in the roof, for superb thermal performance all year round.

GRADE 3 INSULATION



NCC EN1646-1
Thermal Insulation & Heating - Grade III classification

**BODY CONSTRUCTION
INTEGRITY WARRANTY**



10 YEARS

Composite BODY CONSTRUCTION



Soft FURNISHINGS


Bringing the outside in with beautiful, natural fabrics

Although the opposite upholsteries are standard fitment to each range, as a cost option alternative range upholsteries can be chosen.

Please note: we do not recommend that you sleep on any leather covered upholstery, for this reason these settees have been fixed and will not pull out.

All MODELS

All models fitted with bound edge carpets and hard wearing vinyl cushioned flooring.




The VARLEY

Comes as standard with V-Line.
Available as cost option on all other models.



The INGHAM

Comes as standard with Imala.
Available as cost option on all other models.




The TENNISON

Comes as standard with Tracker.
Available as cost option on all other models.




The ANDERSON

Comes as standard with Apache.
Available as cost option on all other models.




The FRANKLIN

Comes as standard with Frontier.
Available as cost option on all other models.



The LANGLEY (leather)

Cost optional to all fixed bed models only
(excludes V-Line & Imala).





Auto-Trail VR Limited

A member of the Trigano Group of companies

Trigano House, Genesis Way, Europarc,
Grimsby, NE. Lincolnshire, DN37 9TU, UK.

T: +44(0) 1472 571000 E: sales@auto-trail.co.uk

For further info visit: www.auto-trail.co.uk

Auto-Trail VR Limited reserve the right to alter specifications, prices and model ranges as materials and conditions demand, which could affect the unladen weight and therefore can accept no responsibility for discrepancies between this information and subsequent models. All Motorhomes in this brochure conform to European Standards for Motorhomes: EN1646

All photographs show vehicles fitted with the cost optional Lifestyle Pack(s), photographs may show other optional extras and may contain photography props not included with the purchase of a vehicle. The content of this publication is as accurate as possible from the information available at the time of going to press (September 2014).

This brochure is printed using sustainable resources. When you have finished with this brochure please recycle it.

New Ducato Hill-Holder function: The "Hill-holder" is provided together with the ESC. This content does not affect safety, but rather comfort, helping the driver with hill starts. The device, by combining the information from dedicated sensors (on pedal unit, gearbox and Powertrain Control Module), automatically provides the braking torque necessary to keep the vehicle stationary on a slope, without the driver holding down the brake pedal. The system automatically disengages after 2.5 seconds, or when the driver, releasing the clutch and accelerating, requests the engine torque required for setting off.

Hill Holder system: This system is an integral part of the ESC system and facilitates starting on slopes. It is automatically activated in the following conditions:

- uphill: vehicle stationary on a road with a gradient higher than 5%, engine running, brake pressed and gearbox in neutral or gear (other than reverse) engaged
- downhill: vehicle stationary on a road with a gradient higher than 5%, engine running, brake pressed and reverse gear engaged.

When setting off, the ESC system control unit maintains the braking pressure on the wheels until the torque necessary for starting is reached, or in any case for a maximum of 2 seconds, allowing your right foot to be moved easily from the brake pedal to the accelerator. When two seconds have elapsed, without starting, the system is automatically deactivated, gradually releasing the braking pressure. During this release stage, the typical brake disengagement noise indicating that the vehicle is going to move imminently will be heard.

Traction Plus, including hill descent – please note, activates up to 30kph.

IMPORTANT: The Hill Holder system is not a parking brake; Therefore, never leave the vehicle without having engaged the handbrake, turned the engine off and engaged first gear, so that it is parked in safe conditions.

Authorised stockist details: