



Bailey of Bristol

2001 Range





Welcome to the 2001 product portfolio from Bailey of Bristol.

The new season's range has been developed using a combination of over fifty years of experience in caravan manufacture and design with the latest production technology to attain new heights in touring home quality and style.

Our reputation for setting the standards has been further enhanced by the recent receipt of numerous product awards, including the prestigious Caravan Club 'Tourer of the Year Award' presented to the Bailey Pageant Imperial.

For the 2001 season we present a line-up of nineteen models from the Ranger, Pageant and Senator marques, each offering all the qualities for which Bailey touring homes have become renowned not least of which remains outstanding value for money. Each new Bailey touring caravan complies with stringent European Quality Standards and comes with a three year factory backed warranty to give you complete confidence in your new purchase.

As you take the opportunity to read through this brochure you will find detailed information on our 2001 models. However, to really appreciate our new range of tourers we recommend a visit to your local agent, who will be happy to demonstrate why every Bailey caravan is special.

Ranger



Ranger

Since its launch five years ago, Ranger has redefined the concept of a value for money touring home. The ground breaking package of a comprehensive product specification and classic styling at a competitive retail price has meant Ranger has been instrumental in bringing the joys of a touring caravan holiday to a wider audience.

This season's line-up includes the six most popular millennium models, which are joined by the 520/4, featuring an L-shaped kitchen and a rear fixed bed, setting new standards in caravanning comfort for this class.

Ranger 500/5 benefits from a longer body shell and now encompasses an extended kitchen unit, whilst the 450/2 incorporates a practical new washroom layout with a separate hand basin, larger shower area and a swivel Thetford cassette toilet.

Specification levels remain exceptionally high for a tourer in this price bracket, with a 77 litre Electrolux full width freezer compartment refrigerator, a 3kw Truma heater and an upper half door flyscreen fitted as standard throughout.

Models come complete with a three year factory backed warranty and some of the lightest unladen weights available. All this and an unbeatable recommended retail price, means Ranger remains the definitive value for money touring caravan.



The definitive

'value for money'

touring caravan



Ranger



The front saloon of the Ranger 510/4 in standard 'Aztec' upholstery



The side kitchen of the Ranger 510/4



The corner washroom of the Ranger 380/2



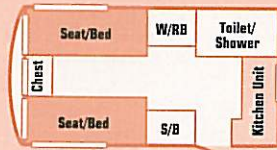
The rear dinette of the Ranger 500/5



The fully equipped L-shaped kitchen of the Ranger 520/4

Looking to the rear of the Ranger flagship, the 510/4

380/2 2 Berth

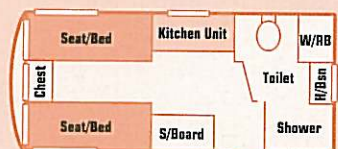


NEW LAYOUT

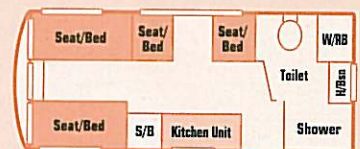
450/2 2 Berth



460/2 2 Berth



470/4 4 Berth



NEW LAYOUT

500/5 5 Berth



510/4 4 Berth



NEW LAYOUT

520/4 4 Berth



New RANGER features for 2001

- Polyplastic rounded windows to side and rear
- Single piece exterior access battery box
- Plastic skirt, rubbing strake and wheel spats
- Distinctive Ranger design graphics
- Remote 12v indicator switch
- Large bore rigid waste plumbing routed to side of tourer
- Remote water pump control switch
- Overhead kitchen locker configuration with increased storage capacity (not 380/2)
- Ruby deep pile fitted carpet
- Upper half exterior door flyscreen

Pageant



Bailey Pageant Champagne



Pageant

Pageant, a name truly synonymous with the success of Bailey of Bristol, celebrates its twentieth year as the first choice of the discerning enthusiast.

To honour this landmark we've selected seven proven layouts from which the caravanning connoisseur can choose, each offering a range of innovative and practical design solutions which make owning a Pageant an enjoyable and rewarding experience.

The distinctive exterior looks that have won admiration on site and on the road, are refined further with the introduction of a stylish new rear full height ABS panel, plus new style graphics and badging. An already impressive level of specification, including the Remi Top 'easy clean' sunroof and an Omnivent 3-speed extractor fan, is enhanced with the introduction of an Al-Ko chassis mounted spare wheel carrier and spare wheel, plus the latest Truma 3002 space heater.

Interior trim levels are everything you have come to expect from a Pageant, with a choice of two luxurious upholsteries and co-ordinated curtains, pelmets and bolster cushions.


Pageant once again delivers everything the frequent user demands of a touring caravan and now because of the Bailey Network value for money pricing policy, never before has the Club Class Champion offered so much for so little.



**Never has the 'Club
Class Champion' offered
so much for so little**



Pageant



The spacious L-shaped saloon of the Pageant Moselle in standard 'Windsor' upholstery



The compact end kitchen of the Pageant Majestic



The side dinette of the Pageant Moselle



The popular Pageant Bordeaux model featuring a rear fixed bed

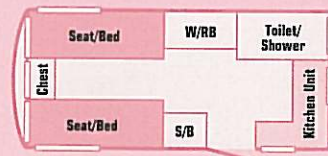


The new end washroom configuration of the Pageant Magenta



The front dinette of the Pageant Champagne in optional 'Trafalgar' upholstery

Majestic 2 Berth

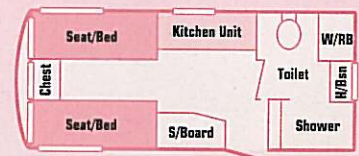


NEW LAYOUT

Magenta 2 Berth



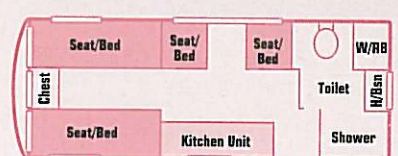
Imperial 2 Berth



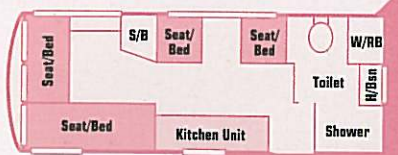
Auvergne 5 Berth



Champagne 4 Berth



Moselle 4 Berth



Bordeaux 4 Berth



New PAGEANT features for 2001

- Full height ABS rear panel with twin high level brake lights
- Al-ko chassis mounted spare wheel carrier and spare wheel
- Distinctive Pageant design graphics with 3-D resin badging
- Truma Ultratherm and blown air distribution system
- Truma Ultrastore larger capacity water heater (gas/electric operation)
- Truma 3002 3kw heater with Ultraheat system, automatic ignition & silent running night setting
- Chrome washroom ceramic ball mixer taps
- Large bore rigid waste plumbing routed to side of tourer
- Overhead kitchen locker configuration with increased storage capacity (not Majestic)
- Kitchen work top extensions (not Majestic, Moselle or Bordeaux)

Senator



Senator

Senator provides a real 'go anywhere, anytime' option for the serious adventurer, in one of the finest and best equipped touring homes available today.

The line-up for the forthcoming season includes both single and twin axle variants allowing a wider range of people to experience the award winning 'Senator formula'. New for this season are the Carolina, a luxury tourer for a family of five, and the Wyoming, a rear fixed bed and transverse end washroom layout, that represents the pinnacle in touring home style and comfort for two or four people.

Outside the striking Senator body shell is refined with the inclusion of a state of the art ABS rear panel incorporating a roof spoiler and the introduction of the latest streamlined Polyplastic windows with integral Remis blinds and flyscreens. Inside aircraft style lockers, brushed steel kitchen appliances and fittings plus three sumptuous soft furnishing options to give Senator that unmistakable touch of class.

A five star equipment manifesto, including the Remi Top 'easy clean' sunroof and an Omnivent 3-speed extractor fan, is boosted by the addition of the new Electrolux 86 litre 'Power fridge' and a top of the range Truma space heater.

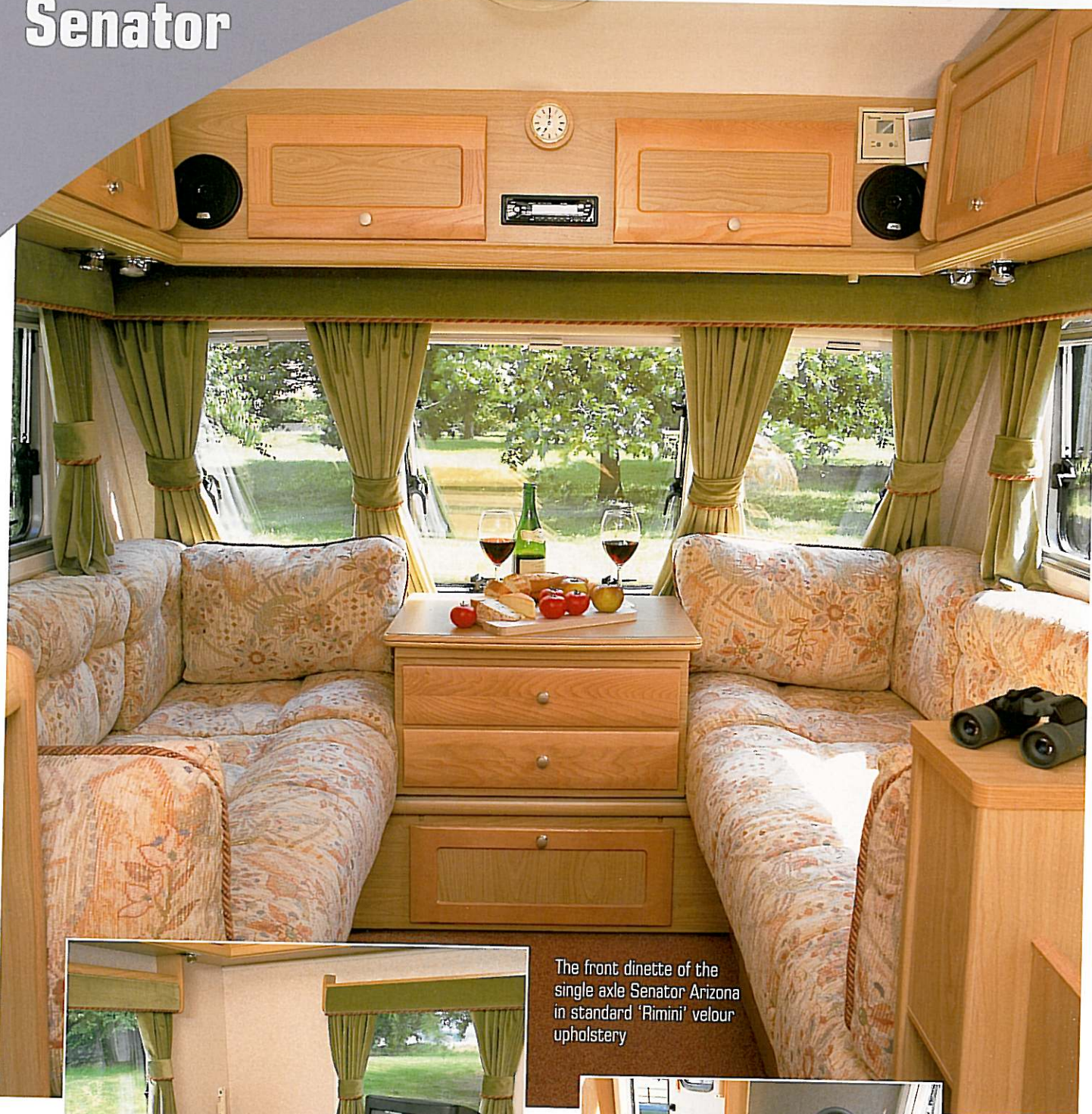
So if you require the very best in touring homes, supplied at a competitive retail price, then the 2001 Senator range will provide the perfect solution for your holiday aspirations.



Senator provides
a real 'go anywhere,
anytime' option



Senator



The front dinette of the single axle Senator Arizona in standard 'Rimini' velour upholstery



The rear dinette of the all new five berth Senator Carolina



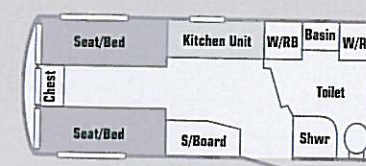
The fully equipped kitchen of the Senator Arizona



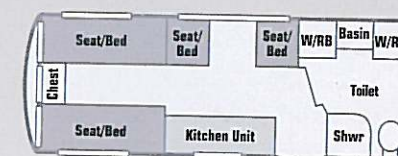
The state of the art end washroom of the Senator California featuring a luxurious vanity unit and the latest circular shower cubicle



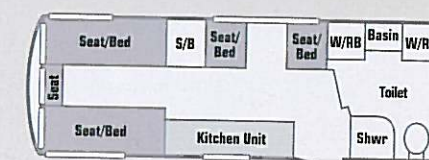
Vermont 2 Berth



Arizona 4 Berth

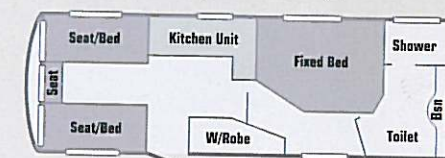


California 4 Berth



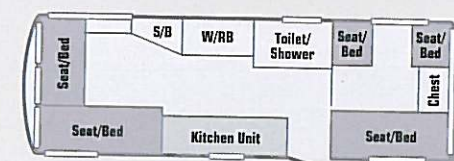
NEW LAYOUT

Wyoming 4 Berth



NEW LAYOUT

Carolina 5 Berth



The all new Senator Wyoming model featuring a rear fixed bed and a separate shower end washroom

New SENATOR features for 2001

- Al-ko chassis mounted spare wheel carrier and spare wheel
- Heavy duty rear corner steadies & gas strut assisted handbrake
- 230v light dimmer switch
- Flush fit 'eye ball' 230v reading lights
- Truma Ultratherm and blown air distribution system
- Truma 3002 3kw heater with Ultraheat system, automatic ignition & silent running night setting
- Truma Ultrastore larger capacity water heater (gas/electric operation)
- Electrolux RM6291L 86 litre Powerfridge with electronic ignition & full width freezer compartment
- Streamlined integrated construction Polyplastic windows to side and back with integral Remis flyscreen & blinds
- Full height ABS rear panel with integral roof spoiler and twin high level brake lights

2001 Range

PRODUCT FEATURES



2 Pageant & Senator



3 Ranger & Pageant



4 Ranger, Pageant & Senator



5 Senator



6 Ranger




7 Ranger, Pageant & Senator



8 Ranger



9 Pageant



10 Senator




1 Pageant & Senator - Standard, Ranger - Option



11 Pageant



12 Senator



13 Pageant & Senator



14 Pageant & Senator (some models)



15 Ranger, Pageant & Senator



16 Senator



17 Senator



18 Senator



19 Senator



20 Senator

- 1 Remi Top 'slide & tilt' sunroof
- 2 Omnivent extractor fan
- 3 Electrolux 77 litre fridge
- 4 Truma space heater
- 5 Country Leisure hob/grill/oven in brushed steel
- 6 Upper half door flyscreen
- 7 Whale Watermaster system
- 8 Ranger graphics
- 9 Pageant graphics
- 10 Senator graphics
- 11 Full height ABS back panel
- 12 Full height ABS back panel and spoiler
- 13 Al-Ko spare wheel carrier and spare wheel
- 14 Kitchen work top extensions
- 15 Thetford toilet cassette
- 16 Branded door well mat
- 17 IDM-3 security alarm
- 18 Flush eye ball 230v reading lights
- 19 Stereo CD/radio
- 20 Remis integral flyscreen & blinds

BAILEY

Upholstery OPTIONS

Touring caravan weight classification

Since 1st September 1998 a new touring home must comply with certain new European standards which replace existing British standards. One such standard (EN1645-2) covers tourer weights and requires a detailed breakdown of tourer payload in the interests of greater towing safety. The following definitions now apply:

(i) Maximum Technically Permissible Laden Mass (MTPLM)

The absolute limit to which the tourer can be loaded. Previously this was known as Maximum Technically Permissible Weight.

(ii) Mass in Running Order (MRO)

The mass of the unladen tourer as supplied from the factory (including a tolerance figure). This was previously known as Ex. Works Weight.

(iii) User Payload is MTPLM - MRO

Payload is further broken down into three subsidiary parts:

a) Essential Habitation Equipment (EHE)
- a weight allowance for operational tourer services e.g. liquid petroleum gas, fluids in water, waste and toilet systems and electrical supply.

b) Personal Effects (PEP)
- a weight allowance for items common to all tourer occupants e.g. food, kitchenware, bed linen, clothing etc. This is a calculation based on tourer length and the number of berths.

c) Optional Equipment (OEP)
- a weight allowance for optional equipment offered as a retailer fitted upgrade. The figure quoted in the brochure is a total figure but a breakdown of the allowance for individual items can be found in the retailer fitted upgrades price list.

The total user payload = EHE + PEP + OEP

The payload in this brochure will be quoted as a total and by its component parts. If you require any further information on the new weight classifications please contact Bailey of Bristol.

Ranger

Standard
Aztec velour
upholstery




Pageant

Optional
Trafalgar
velour
upholstery



Standard
Windsor
jacquard
upholstery



Senator

Standard
Rimini chenille
upholstery



Optional
Windsor
jacquard
upholstery



Optional
Andorra
woven jacquard
upholstery



BAILEY

3 Year Warranty

When you are making key purchasing decisions do you look for products backed up by a comprehensive package of After Sales support and a history of reliability?

Bailey of Bristol believe you do and that is why we offer a package of warranty cover which is the envy of the touring home industry.

The additional cover that is available is provided at no extra cost to you the customer. It is a factory backed scheme which has been created to give you additional re-assurance in the structure and integrity of the tourer bodyshell, running gear and equipment.

Should you experience the unusual event of something going wrong then your first 'port of call' should be the Bailey Retailer from whom you purchased the tourer. There you should find all the help you need to correct any faults or problems that exist, backed up by the 'down the line' support we give to all approved Bailey Retailers.

Remember, always contact your supplying Retailer first. They will welcome the opportunity to resolve any problems you may encounter.

During the first year of ownership every Bailey Tourer is covered by one of the most complete and comprehensive Warranty schemes available.

For a period of 12 months from the date of purchase Bailey of Bristol offer a comprehensive warranty on all parts and components, as well as full coverage for any manufacturing faults. Many components used by Bailey are manufactured by well known brands (e.g. Electrolux, Truma etc) and these suppliers in turn offer packages of cover in conjunction with your supplying Retailer.

The 2nd & 3rd year of cover extends to these items:

Chassis; all chassis members including outriggers.

Suspension; springs, hangers, shackles, pins, bushes, shock absorbers and mountings.

Running Gear; axles, hubs, hub bearings, hub oil seals, road wheels (excluding tyres and tubes).

Braking Systems; all mechanical linkage, backing plates, actuators, drums and shoes. (Exclusions: this warranty does not cover damage to brake drums, shoes or any faults caused through misuse of the braking system or normal wear and tear).

Towing Mechanism; all mechanical components fitted to tourers (excluding electrics).

Body Leaks & Delamination; water ingress through any permanently sealed seam or joints or delamination of panels and floor, being part of the original manufacturer's construction.

Cooker; the cooker unit including burners, grill, oven and flame failure device and igniter.

Fridge; door seal, condenser, gas control valve, gas igniter, flame failure device, 12 and 240v heater elements, gas thermostat, 240v thermostat, 240v temperature control switch.

Water System; water heater (gas or electric), fresh water tank, water pump, water gauges, taps and shower head.

Auxiliary Electrics; mains hook-up input connector, ELCB, battery charger and distributor unit, interior lighting units (excluding bulbs).

Cassette Toilet; the cassette toilet is covered (excluding seals, valves and glands).

Heating System; thermostat, motor, switches, control unit, gas heater, flame failure device, igniter (excluding ducting and fittings).

The above offer is subject to the conditions opposite. The Warranty offer does not affect your statutory rights. Warranty Extension - An additional 4 & 5 Year Warranty Package is also available. Please contact your local Bailey Retailer for details.



The Bailey 3 Year Warranty is offered subject to the following simple conditions:

1. The duration of this warranty is 36 months from the date of purchase.
 2. That the seams, joints and panels requiring repair are part of the original construction of the tourer and have not been tampered with or repaired otherwise than by Bailey Caravans Limited or an authorised Bailey dealer.
 3. That an authorised Bailey dealer has inspected the tourer annually from the date of purchase as new (or within 6 weeks of each anniversary of purchase).
 4. That original VAT invoices be retained as proof those annual inspections have been carried out.
 5. That in the event of any repairs being identified as being necessary during the course of an annual inspection the tourer is made available to an authorised Bailey dealer or Bailey Caravans Limited within 6 weeks for the purpose of carrying out the repair work.
 6. No repairs, including the fitting of any replacement unit, may be undertaken or commenced under the terms of the agreement unless authorisation is obtained by an authorised Bailey retailer from Bailey Caravans Limited. No liability will exist with regard to any claims not authorised in this way.
 7. Bailey Caravans Limited reserve the right to examine the tourer before any repairs commence or any replacement part fitted.
 8. No liability will be accepted for damage caused by neglect, corrosion, intrusion of foreign or deleterious matter, lack of servicing, over-heating, freezing or abuse or the continued use of the tourer after a fault has become evident or for the consequential loss or damage to parts not covered by this agreement.
 9. That tourers covered by this agreement shall not be put out to hire, reward or any other commercial use in any timed competition race.
 10. That the tourer shall be used only for its ordinary and intended purpose and shall not be subjected to any treatment or conditions which could reasonably be foreseen to cause or result in damage to the tourer or excessive wear and tear.
 11. That the tourer registration card shall have been sent to Bailey Caravans Limited within 6 weeks of its purchase as new.
 12. That private cars, or 4x4 type vehicles substituting as private cars, shall have only towed the tourer.
 13. This agreement is personal to the purchaser of the tourer as new from an authorised Bailey dealer or their authorised representative and shall not be transferable by way of assignment, novation or otherwise.
 14. Bailey Caravans Limited's liability under this agreement shall be limited to supplying labour and materials of a value not exceeding £2,500 including VAT in respect of each claim or series of claims. No liability arises out of this agreement for consequential costs or damage or for repair costs (other than labour materials).
 15. No liability will be accepted for any accidental or fire damage or any losses incurred by accident or fire.
 16. No liability will be accepted for transport costs to and from point of repair or consequential cost relating to transportation.
 17. No liability of any kind exists in respect of third parties or bodily injury.
- This agreement does not affect the purchaser's statutory rights.

Technical SPECIFICATION

RANGER

EXTERIOR

- Al-Ko galvanised chassis with Euro-axle
- Fully insulated walls, floor and roof to grade II classification of EN1645-1 (Panel thickness: Sides 28mm, Ceiling 28mm & Floor 44mm)
- Exterior door with window & window blind
- Full height ABS front panel with integral grab handles
- Reinforced gas bottle locker swing up lid
- Dedicated gas bottle storage compartment
- Full height ABS rear panel with integral light cluster
- Reinforced plastic rear grab handles
- Stylish plastic wheel trims
- Awning light
- Status TV aerial and booster

New for 2001

- NEW Polyplastic rounded windows to side and rear
- NEW Single piece exterior access battery box
- NEW Design plastic skirt, rubbing stroke and wheel spats
- NEW Distinctive Ranger design graphics

ELECTRICAL SYSTEM

- Mains electric with two 230v sockets
- TV station with 230v/12v/aerial sockets
- 12v and 230v reading lights
- Circular halogen ceiling lighting
- Switch mode battery charger with 12 amps output
- RCD/MCB protection for mains electric system
- 25 metre mains connecting lead

New for 2001

- NEW Remote 12v indicator switch

HEATING SYSTEM & WATER SYSTEM

- Truma 3002 3kw heater with Ultraheat system and silent running night setting
- Truma Ultratherm and blown air distribution system
- Truma Ultrastore water heater (gas/electric operation)
- Whale Watermaster water inlet and submersible pump
- Inboard pressurised hot and cold fresh water system with reinforced hosing
- Thetford cassette toilet with integrated header tank (Swivel unit on separate shower washroom models)
- Fully fitted shower, vanity unit, wall mirrors and integral storage

New for 2001

- NEW Large bore rigid waste plumbing routed to side of tourer
- NEW Remote water pump control switch

KITCHEN EQUIPMENT

- Electrolux RM4270 77 litre refrigerator with full width freezer compartment
- Spinflo Caprice combined 4 burner hob/grill and domestic style glass fronted oven plus flame failure device
- Large sink/drain in vitreous enamel

New for 2001

- NEW Overhead kitchen locker configuration with increased storage capacity (not 380/2)

FURNITURE & SOFT FURNISHINGS

- Free standing table with dedicated storage (not 470/4)
- Pull out roller slated bed
- Fully slated bed box tops
- Real wood framed locker doors
- Chest of drawers with fold over coffee table (not 470/4 or 520/4)
- Interior sprung upholstery
- 'Aztec' velour upholstery fabric with matching lined curtains, pelmets and scatter cushions

New for 2001

- NEW Ruby deep pile fitted carpet

GENERAL EQUIPMENT

- Flyscreen and sunblind to all principal windows
- Flyscreen and sunblind to 4 way roof light in saloon
- Optional Remi Top 'easy clean' sun roof
- Fitted doorwell mat
- Analogue clock

New for 2001

- NEW Upper half exterior door flyscreen

SECURITY

- Selectamark electronic tagging
- Single key operation on all exterior doors
- Vin no. etched to all exterior windows
- Vin no. stamped in chassis member

RED SIZES

- 380/2** - Front saloon 6'8" x 4'7" or 2 @ 6'2" x 2'3"
- 450/2** - Front saloon 6'8" x 4'6" or 2 @ 6'1" x 2'3"
- 460/2** - Front saloon 6'8" x 4'6" or 2 @ 6'1" x 2'3"
- 470/4** - Front saloon 6'8" x 4'2", Side single 5'7" x 2'0", Side o'head bunk 5'5" x 2'0"
- 500/5** - Front saloon 6'8" x 4'4" or 2 @ 5'11" x 2'3", Rear double 6'8" x 4'0", Rear o'head bunk 6'8" x 1'11"
- 510/4** - Front saloon 6'8" x 4'7" or 2 @ 6'1" x 2'3", Side single 5'11" x 2'0", Side o'head bunk 5'9" x 2'0"
- 520/4** - Front saloon 6'8" x 5'2", Rear fixed bed 6'4" x 4'6"

PAGEANT

EXTERIOR

- Al-Ko galvanised chassis with Euro-axle
- Fully insulated walls, floor and roof to grade II classification of EN1645-1 (Panel thickness: Sides 28mm, Ceiling 28mm & Floor 44mm)
- Exterior door with window & window blind
- Polyplastic rounded windows
- Full height GRP front panel with integral grab handles
- Reinforced gas bottle locker swing up lid with gas strut support
- Dedicated gas bottle storage compartment
- Wrap around rear light clusters with integral warning triangle
- Reinforced plastic rear grab handles
- Stylish plastic wheel trims
- Awning light
- Status TV aerial and booster

New for 2001

- NEW Design full height ABS rear panel with twin high level brake lights
- NEW Al-ko chassis mounted spare wheel carrier and spare wheel

- NEW Single piece exterior access battery box
- NEW Distinctive Pageant design graphics with 3-D resin badging

ELECTRICAL SYSTEM

- Mains electric with three 230v sockets
- TV station with 230v/12v/aerial sockets
- 12v and 230v reading lights
- Circular halogen ceiling lighting
- Flush fit halogen downlighters
- Switch mode battery charger with 12 amps output
- RCD/MCB protection for mains electric system
- 25 metre mains connecting lead

HEATING SYSTEM & WATER SYSTEM

- Whale Watermaster water inlet with in-line filter and submersible pump
- Inboard pressurised hot and cold fresh water system with reinforced hosing
- Thetford cassette toilet with integrated header tank (Swivel unit on separate shower washroom models)
- Fully fitted shower, vanity unit, wall mirrors and integral storage

New for 2001

- NEW Truma 3002 3kw heater with Ultraheat system, automatic ignition and silent running night setting
- NEW Truma Ultratherm and blown air distribution system
- NEW Truma Ultrastore larger capacity water heater (gas/electric operation)
- NEW Chrome washroom ceramic ball mixer taps
- NEW Plastic moulded towel store (centre and corner washrooms only)
- NEW Large bore rigid waste plumbing routed to side of tourer

KITCHEN EQUIPMENT

- Electrolux RM4271 77 litre refrigerator with electronic ignition and full width freezer compartment
- Spinflo Caprice combined 4 burner hob/grill and domestic style glass fronted oven with electronic ignition and flame failure device
- Large sink/drain in vitreous enamel
- Dedicated cutlery and crockery storage

New for 2001

- NEW Overhead kitchen locker configuration with increased storage capacity (not Majestic)

- NEW Kitchen work top extensions (not Majestic, Moselle or Bordeaux)

FURNITURE & SOFT FURNISHINGS

- Free standing table with dedicated storage
- Pull out roller slated bed
- Fully slated bed box tops
- Real wood framed locker doors
- Drop down flaps on large bed box fronts
- Chest of drawers with fold over coffee table (not Moselle or Bordeaux)
- Interior sprung upholstery and deep pile fitted carpet

New for 2001

- NEW Standard 'Windsor' jaquard upholstery with matching lined curtains, pelmet covers and bolster cushions
- NEW Optional 'Trafalgar' velour upholstery with matching lined curtains, pelmet covers and bolster cushions

GENERAL EQUIPMENT

- Remi Top 'easy clean' sun roof
- Omnivent dual action 3-speed rooflight mounted extractor fan
- Flyscreen and sunblind to all windows
- Flyscreen and sunblind to 4 way rooflight in saloon
- Full length flyscreen to exterior door

- Fitted doorwell mat
- Analogue clock

SECURITY

- Selectamark electronic tagging
- Single key operation on all exterior doors
- Vin no. etched to all exterior windows
- Vin no. stamped in chassis member

RED SIZES

- Majestic** - Front saloon 6'8" x 4'7" or 2 @ 6'2" x 2'3"
- Magenta** - Front saloon 6'8" x 4'6" or 2 @ 6'1" x 2'3"
- Imperial** - Front saloon 6'8" x 4'7" or 2 @ 6'2" x 2'3"
- Auvergne** - Front saloon 6'8" x 4'6" or 2 @ 6'0" x 2'3", Rear double 6'8" x 4'4", Rear o'head bunk 6'8" x 1'11"
- Champagne** - Front saloon 6'8" x 4'3" or 2 @ 5'10" x 2'3", Side single 5'11" x 2'0", Side o'head bunk 5'9" x 2'0"
- Moselle** - Front saloon 6'8" x 4'4", Side single 5'11" x 2'0", Side o'head bunk 5'9" x 2'0"
- Bordeaux** - Front saloon 6'8" x 4'5", Rear fixed bed 6'4" x 4'6"

SENATOR

EXTERIOR

- Al-Ko galvanised chassis with Euro-axle
- Fully insulated walls, floor and roof to grade II classification of EN1645-1 (Panel thickness: Sides 28mm, Ceiling 28mm & Floor 44mm)
- Exterior door with window & window blind
- Full height GRP front panel with integral grab handles
- Reinforced gas bottle locker swing up lid with gas strut support
- Dedicated gas bottle storage compartment
- External gas barbecue point
- Wrap around rear light clusters with integral warning triangle
- Reinforced plastic rear grab handles
- Stylish plastic wheel trims
- Awning light
- Status TV aerial and booster

New for 2001

- NEW Gas strut assisted handbrake
- NEW Al-ko chassis mounted spare wheel carrier and spare wheel
- NEW Heavy duty rear corner steadies
- NEW Streamlined integrated construction Polyplastic windows to side and back
- NEW Design full height ABS rear panel with integral roof spoiler and twin high level brake lights
- NEW Single piece exterior access battery box

- NEW Distinctive Senator design graphics with 3-D resin badging

ELECTRICAL SYSTEM

- Mains electric with three 230v sockets
- TV station with 230v/12v/aerial sockets
- 12v and 230v reading lights
- Circular halogen ceiling lighting
- Flush fit halogen downlighters
- Switch mode battery charger with 12 amps output
- RCD/MCB protection for mains electric system
- 25 metre mains connecting lead
- 230v exterior mains socket

New for 2001

- NEW Flush fit 'eye ball' 230v reading lights
- NEW 230v light dimmer switch

HEATING SYSTEM & WATER SYSTEM

- Whale Watermaster water inlet with in-line filter and submersible pump
- Onboard water tank (capacity 33 litres)
- Inboard pressurised hot and cold fresh water system with reinforced hosing
- Thetford cassette toilet with integrated header tank (Swivel unit on separate shower washroom models)
- Fully fitted shower, vanity unit, wall mirrors and integral storage

New for 2001

- NEW Truma 3002 3kw heater with

- Ultraheat system, automatic ignition and silent running night setting
- NEW Truma Ultratherm and blown air distribution system
- NEW Truma Ultrastore larger capacity water heater (gas/electric operation)
- NEW Truma 'Sonatic' gas measuring system
- NEW Whale external shower unit
- NEW Chrome washroom and shower unit ceramic ball mixer taps
- NEW Plastic moulded towel store (Carolina only)
- NEW Large bore rigid waste plumbing routed to side of tourer

KITCHEN EQUIPMENT

- Spinflo Caprice combined 4 burner hob/grill and domestic style glass fronted oven with electronic ignition and flame failure device in brushed steel
- Large sink/drain in brushed steel
- Chrome finish ceramic ball kitchen mixer taps
- Dedicated cutlery and crockery storage
- Colour co-ordinated fold up work tops with finished edges

New for 2001

- NEW Electrolux RM6291L 86 litre Powerfridge with electronic ignition and full width freezer compartment
- NEW Stainless steel spice rack
- NEW Kitchen work top extensions (Vermont and Arizona only)

FURNITURE & SOFT FURNISHINGS

- Free standing table with dedicated storage
- Pull out roller slated bed
- Fully slated bed box tops
- Drop down flaps on large bed box fronts
- Chest of drawers with fold over coffee table (not California or Wyoming)
- Solid wood ash framed furniture doors
- Aircraft style overhead storage lockers
- Domestic style storage locker hinges
- Interior sprung upholstery

New for 2001

- NEW Standard 'Rimini' chenille upholstery with matching lined curtains, pelmet covers and bolster cushions
- NEW Optional 'Windsor' jaquard upholstery with matching lined curtains, pelmet covers and bolster cushions
- NEW Optional 'Andorra' woven jaquard upholstery with matching lined curtains, pelmet covers and bolster cushions
- NEW Bulldog twist deep pile russet coloured carpet

GENERAL EQUIPMENT

- Remi Top 'easy clean' sun roof
- Omnivent dual action 3-speed rooflight mounted extractor fan
- Flyscreen & sunblind to 4 way rooflight in saloon
- Full length flyscreen to exterior door
- Stereo CD/Radio
- Analogue clock

New for 2001

- NEW Remis integral flyscreen and blinds to all principal windows
- NEW Branded doorwell mat

SECURITY

- IDM-3 Security alarm
- Selectamark electronic tagging
- Single key operation on all exterior doors
- Vin no. etched to all exterior windows
- Vin no. stamped in chassis member

RED SIZES

- Vermont** - Front saloon 6'8" x 5'5" or 2 @ 6'0" x 2'3"
- Arizona** - Front saloon 6'8" x 5'3" or 2 @ 5'10" x 2'3", Side single 5'11" x 2'0", Side o'head bunk 5'9" x 2'0"
- California** - Front saloon 6'8" x 6'2" or 2 @ 6'2" x 2'3", Side single 5'11" x 2'0", Side o'head bunk 5'9" x 2'0"
- Wyoming** - Front saloon 6'8" x 5'2", Rear fixed bed 6'4" x 4'6"
- Carolina** - Front saloon 6'8" x 4'4" or 2 @ 6'1" x 2'3", Rear o/s o'head bunk 5'7" x 2'0", Rear o/s o'head bunk 5'5" x 2'0", Rear r/s side single 5'8" x 2'0", Rear double 6'8" x 5'7"

RANGER

	Berths	Internal Length	Shipping Length	Overall Width	Overall Height	Internal Headroom	Tyre Sizes	Awning Size (gd to rd)	M.T.P.L.M.	M.R.O.	Payload Allowance for Essential Habitation Equipment	Payload Allowance for Personal Effects	Payload Allowance for Optional Equipment	Total User Payload
380/2	2	3.759m 12'4"	5.249m 17'3"	2.19m 7'2"	2.71m 8'10"	1.90m 6'3"	175 R13 4 ply	795cm	1021kg 20.1cwt	816kg 16.1cwt	81kg 1.6cwt	94kg 1.9cwt	30kg 0.6cwt	205kg 4.0cwt
450/2	2	4.547m 14'11"	6.037m 19'10"	2.19m 7'2"	2.71m 8'10"	1.90m 6'3"	165 R13 6 ply	873cm	1106kg 21.8cwt	900kg 17.7cwt	73kg 1.4cwt	102kg 2.0cwt	31kg 0.6cwt	206kg 4.1cwt
460/2	2	4.547m 14'11"	6.037m 19'10"	2.19m 7'2"	2.71m 8'10"	1.90m 6'3"	165 R13 6 ply	873cm	1102kg 21.7cwt	896kg 17.6cwt	73kg 1.4cwt	102kg 2.0cwt	31kg 0.6cwt	206kg 4.1cwt
470/4	4	4.731m 15'6"	6.221m 20'5"	2.19m 7'2"	2.71m 8'10"	1.90m 6'3"	165 R13 6 ply	896cm	1160kg 22.8cwt	931kg 18.3cwt	73kg 1.4cwt	124kg 2.4cwt	32kg 0.6cwt	229kg 4.5cwt
500/5	5	5.159m 16'11"	6.649m 21'10"	2.19m 7'2"	2.71m 8'10"	1.90m 6'3"	175 R13 6 ply	942cm	1250kg 24.6cwt	1000kg 19.7cwt	81kg 1.6cwt	138kg 2.7cwt	31kg 0.6cwt	250kg 4.9cwt
510/4	4	5.159m 16'11"	6.649m 21'10"	2.19m 7'2"	2.71m 8'10"	1.90m 6'3"	175 R13 6 ply	942cm	1223kg 24.0cwt	988kg 19.4cwt	73kg 1.4cwt	128kg 2.5cwt	34kg 0.7cwt	235kg 4.6cwt
520/4	4	5.159m 16'11"	6.649m 21'10"	2.19m 7'2"	2.71m 8'10"	1.90m 6'3"	175 R13 6 ply	942cm	1217kg 24.0cwt	980kg 19.3cwt	73kg 1.4cwt	128kg 2.5cwt	36kg 0.7cwt	237kg 4.7cwt

PAGEANT

	Berths	Internal Length	Shipping Length	Overall Width	Overall Height	Internal Headroom	Tyre Sizes	Awning Size (gd to rd)	M.T.P.L.M.	M.R.O.	Payload Allowance for Essential Habitation Equipment	Payload Allowance for Personal Effects	Payload Allowance for Optional Equipment	Total User Payload
Majestic	2	4.115m 13'6"	5.781m 19'0"	2.19m 7'2"	2.71m 8'10"	1.90m 6'3"	165 R13 6 ply	836cm	1171kg 23.1cwt	951kg 18.7cwt	81kg 1.6cwt	99kg 1.9cwt	40kg 0.8cwt	220kg 4.3cwt
Magenta	2	4.547m 14'11"	6.213m 20'5"	2.19m 7'2"	2.71m 8'10"	1.90m 6'3"	165 R13 6 ply	873cm	1218kg 24.0cwt	1001kg 19.7cwt	73kg 1.4cwt	104kg 2.0cwt	40kg 0.8cwt	217kg 4.3cwt
Imperial	2	4.731m 15'6"	6.397m 21'0"	2.19m 7'2"	2.71m 8'10"	1.90m 6'3"	165 R13 6 ply	892cm	1219kg 24.0cwt	1001kg 19.7cwt	73kg 1.4cwt	105kg 2.1cwt	40kg 0.8cwt	218kg 4.3cwt
Auvergne	5	5.258m 17'3"	6.924m 22'9"	2.19m 7'2"	2.71m 8'10"	1.90m 6'3"	185 R13 6 ply	943cm	1350kg 26.6cwt	1103kg 21.7cwt	81kg 1.6cwt	140kg 2.8cwt	26kg 0.5cwt	247kg 4.9cwt
Champagne	4	5.258m 17'3"	6.924m 22'9"	2.19m 7'2"	2.71m 8'10"	1.90m 6'3"	175 R13 6 ply	943cm	1340kg 26.4cwt	1100kg 21.7cwt	73kg 1.4cwt	130kg 2.6cwt	37kg 0.7cwt	240kg 4.7cwt
Moselle	4	5.258m 17'3"	6.924m 22'9"	2.19m 7'2"	2.71m 8'10"	1.90m 6'3"	175 R13 6 ply	943cm	1292kg 25.4cwt	1049kg 20.6cwt	73kg 1.4cwt	130kg 2.6cwt	40kg 0.8cwt	243kg 4.8cwt
Bordeaux	4	5.258m 17'3"	6.924m 22'9"	2.19m 7'2"	2.71m 8'10"	1.90m 6'3"	175 R13 6 ply	943cm	1340kg 26.4cwt	1106kg 21.8cwt	73kg 1.4cwt	130kg 2.6cwt	31kg 0.6cwt	234kg 4.6cwt

SENATOR

	Berths	Internal Length	Shipping Length	Overall Width	Overall Height	Internal Headroom	Tyre Sizes	Awning Size (gd to rd)	M.T.P.L.M.	M.R.O.	Payload Allowance for Essential Habitation Equipment	Payload Allowance for Personal Effects	Payload Allowance for Optional Equipment	Total User Payload
Vermont	2	4.842m 15'9"	6.488m 21'4"	2.19m 7'2"	2.71m 8'10"	1.90m 6'3"	175 R13 6 ply	906cm	1340kg 26.4cwt	1108kg 21.8cwt	102kg 2.0cwt	105kg 2.1cwt	25kg 0.5cwt	232kg 4.6cwt
Arizona	4	5.389m 17'7"	7.055m 23'1"	2.19m 7'2"	2.71m 8'10"	1.90m 6'3"	185 R13 6 ply	956cm	1456kg 28.7cwt	1193kg 23.5cwt	102kg 2.0cwt	131kg 2.6cwt	30kg 0.6cwt	263kg 5.2cwt
California	4	5.944m 19'6"	7.610m 25'0"	2.19m 7'2"	2.71m 8'10"	1.90m 6'3"	155 R13 4 ply	1015cm	1570kg 30.9cwt	1301kg 25.6cwt	102kg 2.0cwt	137kg 2.7cwt	30kg 0.6cwt	269kg 5.3cwt
Wyoming	4	6.320m 20'7"	7.986m 26'2"	2.19m 7'2"	2.71m 8'10"	1.90m 6'3"	155 R13 4 ply	1052cm	1580kg 31.1cwt	1308kg 25.7cwt	102kg 2.0cwt	140kg 2.8cwt	30kg 0.6cwt	272kg 5.4cwt
Carolina	5	6.320m 20'7"	7.986m 26'2"	2.19m 7'2"	2.71m 8'10"	1.90m 6'3"	155 R13 4 ply	1052cm	1667kg 32.8cwt	1357kg 26.7cwt	110kg 2.2cwt	140kg 2.8cwt	60kg 1.2cwt	310kg 6.1cwt

Note: A tolerance in the Mass in Running Order has been allowed for in the calculation of Payload Margins.



BAILEY OF BRISTOL

South Liberty Lane, Bristol BS3 2SS, England

Your Local Bailey Retailer

www.bailey-caravans.co.uk

Whilst every attempt is made within this brochure to accurately reflect and describe our 2001 range of home market tourers (purchased and stored on the mainland and used for leisure purposes) our policy of continued improvement and changes in market and supply conditions mean that we reserve the right to alter specifications without further notice. In this brochure some of the photographs may feature items which are not included in the tourer specification – your Bailey retailer will confirm these and all specification details prior to you making your purchasing decision. Bailey retailers sell our products of their own choice and not as agents of Bailey. They are therefore unable to bind Bailey or make any representation or undertaking whatsoever on behalf of Bailey Caravans Ltd. Colour reproduction is subject to the limitations of the production process. Some materials used in the production of our tourers can result in a variation to the figures quoted in respect of measurements and weights. All data is calculated using metric weights and measurements. The imperial figures quoted are conversions thereof. The tourers in this brochure conform to the European norms EN1645-1, EN1645-2, EN1648-1 & EN721 and to the British Standards for Touring Homes BS5482 (Part II) & BS6765 (Part IV). E & O.E. The touring homes detailed in this brochure are designated by their model year. The model year runs from 1st September to the 31st August. 2001 models are despatched by Bailey to approved retailers from 1st September 2000.

Thanks to the following for their help in producing this brochure: Leigh Court, Abbots Leigh, Bristol (www.leighcourt.co.uk); Land Rover and Volvo.

Design: TRM Communications, Bristol. Photography: Simon M. Dodd. Print: Lawrence Allen, Weston-super-Mare.



The Forestry Commission

WESTONBIRT
ARBORETUM

Westonbirt Arboretum, near Tetbury, Gloucestershire provided the venue for the background shots in this brochure. Unfortunately you can't camp there, but it has 600 acres of glorious grounds for you to visit and enjoy. Open every day of the year, 10am - 8pm or dusk if earlier. Entrance fee payable. Tel: 01666 880220