



Clou inside

NIESMANN
+BISCHOFF

iSmove

Uncompromisingly
sporty



Price list from July 2024

UK

IMPORTANT TIPS FOR CHOOSING YOUR MOTORHOME

When buying a motorhome, camper van or urban vehicle (hereafter: motorhome), it is particularly important to choose the right layout and an appealing design. In addition, weight also plays an essential role. Family, friends, optional equipment, accessories and baggage – space must be available for all of these. At the same time, there are legal and technical limits to the configuration and load. Every motorhome is designed for a certain weight, which may not be exceeded during driving. For motorhome buyers, this raises the question: How should I configure my vehicle to accommodate passengers, baggage and accessories according to my needs without the vehicle exceeding this maximum weight? In order to make this decision easier for you, we provide you below with a few tips that are particularly important when selecting your vehicle from our portfolio:

1. The technically permissible maximum laden mass...

... is a value set by the manufacturer which the vehicle may not exceed.

Niesmann+Bischoff specifies a layout-related upper limit for the vehicle, which can vary from layout to layout (e.g. 3,500 kg, 4,400 kg). You can find the corresponding specification for each layout in the technical data.

Dimensions and weights (without accessories)		
Overall length	in mm	8,870
Overall width	in mm	2,415
Overall height	in mm	3,340
Technically permissible laden mass*	in kg	7,200 (opt.: 7,490)
Mass in running order*	in kg approx.	5,281 (5,017 - 5,540)
Manufacturer-specified mass for optional equipment*	in kg	1,705
Technically permissible towing weight/braked	in kg	3,300
Seats		

2. The mass in running order...

... consists – to put it simply – of the basic vehicle with standard equipment plus a standard weight of **75 kg for the driver**. It is legally permissible and possible for the mass in running order of your vehicle to deviate from the nominal value stated in the sales documents. **The permissible tolerance is $\pm 5\%$** . The **permissible range** in kilograms is given in **brackets** after the mass in running order. In order to provide you with full transparency regarding possible weight deviations, Niesmann+Bischoff weighs each vehicle at the end of the line and informs your trade partner of your vehicle's weighing result for forwarding to you.

Detailed explanations on the subject of mass in running order can be found in the “Legal Information” section.

Dimensions and weights (without accessories)		
Overall length	in mm	8,870
Overall width	in mm	2,415
Overall height	in mm	3,340
Technically permissible laden mass*	in kg	7,200 (opt.: 7,490)
Mass in running order*	in kg approx.	5,281 (5,017 - 5,540)
Manufacturer-specified mass for optional equipment*	in kg	1,705
Technically permissible towing weight/braked	in kg	3,300
Seats		

3. The permitted number of seats (including driver)...

... is determined by the manufacturer in what is referred to as the type-approval procedure. This results in what is referred to as the mass of the passengers. For this, a standard weight of 75 kg per passenger (without driver) is calculated.

Detailed explanations on the subject of mass of the passengers can be found in the “Legal Information” section

Manufacturer-specified mass for optional equipment*	in kg	1,705
Technically permissible towing weight/braked	in kg	3,300
Seats		
Seats fitted with 3-point safety belt*		2 (opt.: 3/4 or 5)
L-shaped sofa (length x width)	in mm	850 x 625
Seat bench (length x width)	in mm	1,215 x 625
Beds		
Overhead front bed (length x width)	in mm	1,900 x 1,400
Rear bed (length x width)	in mm	2,075 x 2,040
Filling quantities		

4. The manufacturer-specified mass for optional equipment...

... is a value set by Niesmann+Bischoff per layout for the maximum mass of optional equipment that can be ordered. This limit is intended to ensure that the **minimum pay-mass**, i.e. the legally prescribed free mass for baggage and retrofitted accessories, is actually available for the vehicle load capacity of the vehicles delivered by Niesmann+Bischoff. If, in exceptional cases, the weighing at the end of the line nevertheless shows that the actual load capacity falls short of the minimum pay-mass due to a permissible weight deviation, we will check together with your trade partner and you whether we should, for example, increase the load capacity of the vehicle, reduce the number of seats or remove optional equipment before delivering the vehicle.

Detailed explanations on the subject of the effects of the tolerances on the minimum pay-mass and the payload can be found in the “Legal Information” section.

Dimensions and weights (without accessories)		
Overall length	in mm	8,870
Overall width	in mm	2,415
Overall height	in mm	3,340
Technically permissible laden mass*	in kg	7,200 (opt.: 7,490)
Mass in running order*	in kg approx.	5,281 (5,017 - 5,540)
Manufacturer-specified mass for optional equipment*	in kg	1,705
Technically permissible towing weight/braked	in kg	3,300
Seats		

5. The additional weight of optional equipment and packages...

... increases the actual mass of the vehicle (= mass in running order plus selected optional equipment) and reduces the pay-mass. The specified value shows the additional weight compared to the standard equipment of the respective layout. The total weight of the selected packages and optional equipment must not exceed the manufacturer-specified mass for optional equipment.

	Additional weight*	Price in euros
	+ 2	
Swimming		1,994
		812
		605
Only brake assistant		4,226
Close control		621
		8,788
for entire package:		- 2,618

Contents

Standard equipment	4
Layouts	6
Packs	7
Weight upgrade	9
Chassis	9
Exterior	10
Interior	11
Cabin	14
Living room	15
Gas, Water, Sanitary	15
Heating, Air Conditioning System	16
Electric Installation	16
Multimedia	17
Legal Notice	18
Further information	20



Standard equipment

Chassis

- Turbo diesel engine with electronically controlled Common Rail Direct Injection
 - Emission class Euro VI E with exhaust gas recirculation
 - Automatic 8-speed transmission
 - Airbag for driver and passenger seat
 - Electronically controlled anti-lock braking system (ABS)
 - ESC
 - Traction control, hill holder, traction+ and hill descent control
 - Tyres on front and rear axle with traction profile, M+S designation 225 / 75R16
 - 16" Fiat alloy wheels
 - Disc brakes on front and rear axle
 - Electronic brake pad wear indicator
 - Electronic brake force distribution (EBFD)
 - Alternator 14 V / 220A
 - Battery 12 V / 105 Ah
 - Start / stop system
 - 90 l fuel tank
 - Cruise control + speed limiter
 - Tyre sealant with compressor (Fix + Go)
 - Independent suspension on front and rear axle
 - AL-KO-lightweight low frame chassis with maximum frame lowering (144 mm)
 - Hot-dip galvanised frame elements and wide chassis
 - Bracing of the chassis by means of a 42 mm thick sandwich floor panel screwed and glued to the AL-KO low frame
 - Right hand drive chassis
 - Cupholder
 - Dashboard decor Tecno Trim
 - Steering wheel and shift knob in leather
-

Driver's cab

- Panoramic windscreen made of laminated safety glass, tinted, with sun shield
 - Laterally suspended exterior rearview mirrors
 - Original Fiat Crashbox
 - Engine bonnet with large opening angle and gas pressure opening mechanism
 - Belt-integrated driver and passenger seat, rotatable by 180°
 - Electric steering
 - Height-adjustable steering wheel
 - 2 USB charging sockets for tablets and smartphones
 - Practical storage space on driver's and passenger's side
 - Darkening pleats for driver and passenger side window
 - Front plissé for windscreen
 - Exterior mirrors, electrically adjustable and heatable, in the same color as the model
-

BODYSHELL

- Exterior panels including garage door(s) made of torsion-resistant 2-sided-aluminium sandwich construction (30 mm) with styrofoam insulation (RTM)
- Roof panel in sandwich construction (30 mm), torsion-resistant with styrofoam insulation (RTM), inside aluminium, outside corrosion-free GRP High Strength X-treme including gel coat sealing
- Ceiling-to-wall connections without cold bridges, by means of highly compressed PU hard profiles
- Box structure completely without wood
- Lighting protection ("Faraday" cage)
- Entire roof safe to walk on
- Aluminium roof profiles with rain water channel for reducing side panel soiling
- Outer plate smooth, stove-enamelled white
- Connection of roof plate and front mask free of displacements prevents accumulation of rain water on the roof
- Side skirts of smooth aluminium profiles, stove-enamelled white
- Heated and insulated central double floor of 270 mm height
- Water and waste water tank frostproof integrated in the insulated double floor
- Solid entrance door with double locking
- Exterior, electrically operated double entrance step, hidden behind a skirt
- Spacious rear garage with lighting, heatable and resistant floor cover
- Rear garage door, passenger side, with low loading height
- Garage walls covered with needle felt
- Tie system in the garage including 4 adjustable eyelets in each rail
- Insulated bodyshell windows, doubleglazed plastic window in outer aluminium frame with PU insulation, with pleated darkening blind and insect protection
- LED daytime running- and back light
- Awning light above entrance door

LIVING AND SLEEPING

- Entrance door with boarding aid, coat hooks and integrated waste bin
 - Continuously level floor from the driver's cab through the lounge area
 - Wear-resistant floor covering in wooden look
 - High quality wear-resistant upholstery in 27 different combinations (leather with extra charge)
 - Seat cushions with high comfort thanks to the 3-layer foam concept
 - Round lounge table with sliding table top
 - Storage space in seat bench on passenger's side, with additional access hatch on the side
 - Overhead cupboards with push-toopen system (gas pressure buffers) for maximum comfort in use
 - Rear bed(s) with slatted frame and comfortable cold foam mattress
 - Light management via touch screen made from genuine glass
 - Power LED reading spots at the rear bed(s) and in the living room
 - Bed access with night lighting
 - Steps to the rear single beds with storage space
 - Flexible reading lights at the rear bed
 - Rear panelling "nature green"
 - Skylight 40 × 40 cm
 - Anthracite coloured microfiber on ceiling and on the skylight's frame
-

KITCHEN

- Embedded two-flame gas cooker with electric ignition
 - Switch-off function for gas supply when closing the gas hob cover
 - Single-lever mixer tap
 - Sliding cutting board
 - Kitchen low cabinets with central locking
 - Kitchen drawers with pull-in mechanism, available in different designs
 - Refrigerator 106 l, with freezer, AES automatic
 - Skylight 40 × 40 cm
-

BATHROOM AND TOILET

- Intelligent bathroom concept with swivelling wall
 - Spacious shower with backlit shelves
 - High-quality bathroom door
 - Entire shower cab made of wear-resistant GRP
 - Single-lever mixer tap for washbasin and shower
 - Stand on wash-basin
 - Shower grille
 - Cassette toilet with trolley system
 - Bathroom with towel rack and hooks
 - Roof-light with insect screen and pleated darkening blind
-



HEATING AND WATER

- Centralised, heatable water disposal compartment on driver side, discharge cocks for waste water / fresh water tank with large diameter (1 1/4") for comfortable discharge
 - Fresh and waste water tank in the heatable double floor
 - Openings for cleaning on top for fresh and waste water tanks, accessible from the lounge area
 - Integrated warm-water heater for the supply of all consuming points
 - Centralized boosted water supply over silent pump including filter system
 - Screwable water connection for the pump and the filter
 - Truma air heating system (Combi 6)
 - Mono control crash sensor for gas pressure regulator
-

ELECTRONICS

- Central electric system in the garage, easy to access
- 150 Ah lithium battery
- 30 A charger with electronic control
- Battery control system with protection against overload and complete discharge
- Power-down of the electrics in case of undervoltage or overheat
- 230 V CEE connection on driver's side, protected and accessible behind a hatch
- Automatic fault current circuit breaker
- Control panel with digital display
- 5 × 230 V and 2 × USB sockets in the rear bedroom, living room and driver's cab
- Lights in LED technology, dimmable (roof spots and indirect lighting)
- LED lights in garage and water supply compartment

Layouts

		iSmove 6.9 E	iSmove 7.3 F
			
Base vehicle		Fiat Ducato, Euro VI E	Fiat Ducato, Euro VI E
Chassis / Frame		AL-KO low frame AMC 35L (opt.: AMC45H)	AL-KO low frame AMC 35L (opt.: AMC45H)
Engine		Light Duty Homologation	Light Duty Homologation
Type		4-cylinder TD with VGT turbocharger	4-cylinder TD with VGT turbocharger
Engine displacement	in cm ³	2,200	2,200
Output	in kW / HP	Multijet 3: 103/140 (opt.: 132/180)	Multijet 3: 103/140 (opt.: 132/180)
Maximum torque	in Nm	380 (opt.: 450)	380 (opt.: 450)
Chassis / Tyres			
Wheel base	in mm	4,100	4,100
Number of axles		2	2
Dimensions and weights (without accessories)			
Overall length	in mm	6,995	7,295
Overall width	in mm	2,278	2,278
Overall height	in mm	2,835	2,835
Technically permissible laden mass*	in kg	3,500 (opt.: 3,700 / 4,500)	3,500 (opt.: 3,700 / 4,500)
Mass in running order*	in kg approx.	2,909 (2,764 - 3,054)	2,979 (2,830 - 3,128)
Manufacturer-specified mass for optional equipment*	in kg	396	323
Technically permissible towing weight ^{1)/(2)/(3)}	in kg	2,000	2,000
Seats			
Seats fitted with 3-point safety belt*		2 (opt. 3, 4 or 5)	2 (opt. 3, 4 or 5)
Couch behind driver (length × width)	in mm	1,190 × 405	1,190 × 405
Couch behind passenger (length × width)	in mm	910 × 605	910 × 605
Beds			
Overhead front bed (length × width)	in mm	1,870 × 1,300	1,870 × 1,300
Rear bed(s) (length × width)	in mm	2,065 × 735 / 1,975 × 730	2,000 × 1,380
Filling quantities			
Fuel tank	in l	90	90
adBlue	in l	19	19
Water tank in drive / camping modus	in l	20 / 200	20 / 200
Waste water tank	in l	130	130
Storage space for gas cylinder with max. 11 kg filling weight	in kg	2	2
Dimensions of the garage			
Maximum garage height	in mm	1,197	1,197
Maximum available surface (length × width)	in mm	2,010 × 1,080	2,010 × 1,080
Price in GBP, transport & 20% VAT included. Prices do not include customs duties.		105,570	108,330

* INFO

The specified **mass in running order** is a default value defined in the type-approval procedure. Due to manufacturing tolerances, the actual weighed mass in running order may deviate from the value stated above. Deviations of up to ± 5 % of the mass in running order are legally permissible and possible. The permissible range in kilograms is given in brackets after the mass in running order.

The **manufacturer-specified mass for optional equipment** is a calculated value for each type and layout that Niesmann+Bischoff uses to determine the maximum weight available for factory-fitted optional equipment. The limitation of optional equipment is intended to ensure that the minimum pay-mass, i.e. the legally prescribed free mass for baggage and retrofitted accessories, is actually available for the vehicle load capacity of the vehicles delivered by Niesmann+Bischoff. The real weight of your vehicle ex works can only be determined when it is weighed at the end of the line. If, in **exceptional cases**, the weighing shows that the actual load capacity falls below the minimum pay-mass despite limiting the optional equipment due to a permissible weight deviation, we will check together with your trade partner and you whether we should, for example, increase the load capacity of the vehicle, reduce the number of seats or remove optional equipment before delivering the vehicle.

The **technically permissible maximum laden mass** of the vehicle and the **technically permissible maximum mass on the axle** must not be exceeded.

Detailed information & explanations on the subject of weight and the configuration of the vehicle can be found in the **section Legal information**

¹⁾ The permissible total towing weight must not exceed 5,500 kg for AMC 35 L chassis and 6,000 kg for maxi chassis.

²⁾ The indication regarding the technically permissible towing weight braked represents a maximum value, which depends on the real vehicle mass incl. persons and loading. The technically permissible maximum towable mass shall not be in any case exceeded.

³⁾ All information concerning the total towing weight is valid for a maximum incline of 12 % at an uphill start. Weight upgrade (Fiat Ducato Maxi AMC 45H) does not raise the total towing weight.

Packs

CP – Comfort Pack

Code	Designation	Additional weight in kg*	GBP price 20% VAT incl.
V8013090	CP – Comfort Pack	+ 15	
V6015010	Electrically adjustable isolation front plissé for the windscreen (variable sight protection & sunshade as well)		768
V3012014	Panorama skylight (Midi-Heki) for living room instead of standard skylight		702
V40540102	Acoustic walls		1,740
V30300J	Fly screen sliding door for body door		284
V5013613	Intuitive light concept		1,225
V4034015	Comfort mattress incl. Froli system for rear bedroom		613
V2082012	Aguti comfort seats in the cab, orientable & height adjustable, in textile (instead of the original Fiat seats)		1,314
	Sum of the individual prices:		6,646
	Price advantage when buying the entire pack:		- 3,548
	Pack price		3,098

DCP – Driving Comfort Pack

Code	Designation	Additional weight in kg*	GBP price 20% VAT incl.
V8040098	DCP – Driving Comfort Pack	+ 1	
V2095099	Comfort springs at the front axle		453
V20610J	Steering wheel with radio control		231
V2117011	Wireless phone charger		364
V2096512	Digital cockpit		968
V2050010	Automatic air conditioning with pollen filter in the driver's cab		480
	Sum of the individual prices:		2,496
	Price advantage when buying the entire pack:		- 738
	Pack price		1,758

MMP – Multimedia Pack

Code	Designation	Additional weight in kg*	GBP price 20% VAT incl.
V8020012	MMP – Multimedia Pack	+ 40	
V50400128	Navigation system with 7" touch screen incl. radio with DAB+, Bluetooth		1,411
V5073013	"Basic" radio precabling, incl. 4 loudspeakers and FM/DAB+ antenna		612
V5042010	Rear view camera behind exterior lily logo		879
V50440116	SAT system Oyster Cytrac		3,541
V5054514	Smart LED TV 32" incl. triple tuner, Bluetooth 4.2		1,589
	Sum of the individual prices:		8,032
	Price advantage when buying the entire pack:		- 1,829
	Pack price		6,203
	Possible upgrades to MMP – Multimedia Pack		
V50400129	Navigator unit with 9" touch screen instead of code V50400128		613
V50440117	Oyster Cytrac Twin satellite system	1,5	444
V5073014	Radio pre-installation "Sound System" with 4 high-end two-way loud speakers, subwoofer, roof antenna	5	578

* INFO

The factory installation of optional equipment increases the actual mass of the vehicle and reduces the pay-mass. The additional weight indicated for packages and optional equipment shows the additional weight compared to the standard equipment of the respective model or layout.

The total weight of the selected optional equipment must not exceed the **manufacturer-specified mass for optional equipment** shown in the model overviews. This is a calculated value for each type and layout that Niesmann+Bischoff uses to determine the maximum weight available for factory-fitted optional equipment.

Detailed information and explanations on the subject of weight can be found in the **Legal information section**.

MP 1 Multimedia Pack without SAT system

Code	Designation	Additional weight in kg*	GBP price 20% VAT incl.
V8020026	MP 1 Multimedia Pack without SAT system	+ 20	
V50400128	Navigation system with 7" touch screen incl. radio with DAB+, Bluetooth		1,411
V5073013	"Basic" radio precabbling, incl. 4 loudspeakers and FM/DAB+ antenna		612
V5042010	Rear view camera behind exterior lily logo		879
V5054514	Smart LED TV 32" incl. triple tuner, Bluetooth 4.2		1,589
	Sum of the individual prices:		4,491
	Price advantage when buying the entire pack:		- 1,052
	Pack price		3,439
	Possible upgrades to MP 1 Multimedia Pack without SAT system		
V50400129	Navigator unit with 9" touch screen instead of code V50400128		613
V5073014	Radio pre-installation "Sound System" with 4 high-end two-way loud speakers, subwoofer, roof antenna	5	578

WP-Winter Pack

Code	Designation	Additional weight in kg*	GBP price 20% VAT incl.
V8031010	WP-Winter Pack	+ 49	
V30480J	Double-glazed window for driver and passenger windows		968
V5028014	Warm water heating with thermostat. control, heating cartridge and touch screen panel		2,654
V5062010	Engine heat exchanger (uses the engine cooling water to heat the living area, only in combination with warm water heating code V5028014)		1,056
	Sum of the individual prices:		4,678
	Price advantage when buying the entire pack:		- 1,137
	Pack price		3,541

PK-Premium Kitchen Pack

Code	Designation	Additional weight in kg*	GBP price 20% VAT incl.
V4029510	PK-Premium Kitchen Pack	+ 25	
V4016510	Restaurant-grade containers for compressor fridge		107
V40310131	Compressor drawer fridge 138 l., inclusive separate freezing compartment (12 l.) and central locking		1,660
V4029011	Extension for kitchen work top		205
V4050012	Surface of mineral material in the kitchen		950
V4029810	Electrical lift for kitchen incl. indirect lighting and 230 V socket		1,136
	Sum of the individual prices:		4,058
	Price advantage when buying the entire pack:		- 1,954
	Pack price		2,104

*** INFO**

The factory installation of optional equipment increases the actual mass of the vehicle and reduces the pay-mass. The additional weight indicated for packages and optional equipment shows the additional weight compared to the standard equipment of the respective model or layout.

The total weight of the selected optional equipment must not exceed the **manufacturer-specified mass for optional equipment** shown in the model overviews. This is a calculated value for each type and layout that Niesmann+Bischoff uses to determine the maximum weight available for factory-fitted optional equipment.

Detailed information and explanations on the subject of weight can be found in the **Legal information section**.

Weight upgrade

Weight upgrade

Code	Designation	Additional weight in kg**	Incl. in pack	GBP price 20% VAT incl.
V201103700	Weight upgrade to 3,7 t. (not available in combination with Fiat Ducato Maxi)			231
V201103500	Reduction of total weight to 3,5 t. (only available in combination with Fiat Ducato Maxi, subject to weight check)			231
V100601607	Fiat Ducato Maxi 4,5 t., 180 HP (AMC 45 H)	41		5,911

** INFO

The factory installation of optional equipment increases the actual mass of the vehicle and reduces the pay-mass. The additional weight indicated for packages and optional equipment shows the additional weight compared to the standard equipment of the respective model or layout. The total weight of the selected optional equipment must not exceed the **manufacturer-specified mass for optional equipment** shown in the model overviews. This is a calculated value for each type and layout that Niesmann+Bischoff uses to determine the maximum weight available for factory-fitted optional equipment.

Detailed information and explanations on the subject of weight can be found in the **Legal information section**.

An increase of load capacity increases the manufacturer-specified mass for optional equipment. The increase results from the higher pay-mass due to the alternative chassis. The increased tare weight of the alternative chassis and, in particular, the weight for any mandatory heavier engine variants (e.g. 180 hp) must be deducted from this.

Chassis

Chassis

Code	Designation	Additional weight in kg*	Incl. in pack	GBP price 20% VAT incl.
V20560R	Right hand drive chassis (standard UK)			
V100601604	Fiat Ducato Light 3,5 t., 180 HP	16		3,985
V2007116	Tow-bar (detachable)	30		1,678
V2045510	Rear steady legs (manual)	9		288
V2045511	Hydraulic steady legs (AL-KO HY4) with automatic levelling, incl. weighing function	75		6,203
V2082017	Aguti comfort seats for driver and passenger incl. seat heating and lumbar support (only in combination with Comfort Pack, code V8013090)	0,5		682
V2021044	18" alloy wheels for Fiat Ducato Maxi AMC 45H, matt black (only available in combination with Ducato Maxi, 180 HP heavy duty homologation), snow chains not permitted	17		2,565
V2077113	LED headlights	1		1,145
V2062113	LED front fog light	1,5		266

* INFO

The factory installation of optional equipment increases the actual mass of the vehicle and reduces the pay-mass. The additional weight indicated for packages and optional equipment shows the additional weight compared to the standard equipment of the respective model or layout.

The total weight of the selected optional equipment must not exceed the **manufacturer-specified mass for optional equipment** shown in the model overviews. This is a calculated value for each type and layout that Niesmann+Bischoff uses to determine the maximum weight available for factory-fitted optional equipment.

Detailed information and explanations on the subject of weight can be found in the **Legal information section**.

Exterior

ClouLine-Design

Code	Designation	Additional weight in kg*	Incl. in pack	GBP price 20% VAT incl.
V8011311	ClouLine Design (painted radiator grille with chrome elements, chrome elements around the front lights & on the back)	2		781

Exterior colour

Code	Designation	Additional weight in kg*	Incl. in pack	GBP price 20% VAT incl.
V3003028	Exterior paint in "Eifel grey" instead of white, white roof (only available in combination with Clou Line Design, V8011311)	2		7,091

Exterior decoration "Maxi"

Code	Designation	Additional weight in kg*	Incl. in pack	GBP price 20% VAT incl.
V7004039	Exterior decoration Maxi "Carbon Optic" (decor foil on sidewall)	1,5		1,500
V7004035	Exterior decoration Maxi "Lava Orange" (decor foil on sidewall)	1		1,411
V7004038	Exterior decoration Maxi "Rhodium silver" (decor foil on sidewall)	1		1,411

Personalisation

Code	Designation	Additional weight in kg*	Incl. in pack	GBP price 20% VAT incl.
V7004116	Accent decoration "Carbon Optic" (striping on front and rear panels, skirts and mirrors)	0,5		754
V7004114	Accent decoration "Lava orange" (striping on front and rear panels, skirts and mirrors)	0,5		710
V7004113	Accent decoration "Carmine Red" (striping on front and rear panels, skirts and mirrors)	0,5		710

Radiator grill

Code	Designation	Additional weight in kg*	Incl. in pack	GBP price 20% VAT incl.
V7004511	Exterior chrome parts coated in black, matt (surcharge to Clou Line Design, code V8011311)			613

* INFO






The factory installation of optional equipment increases the actual mass of the vehicle and reduces the pay-mass. The additional weight indicated for packages and optional equipment shows the additional weight compared to the standard equipment of the respective model or layout.

The total weight of the selected optional equipment must not exceed the **manufacturer-specified mass for optional equipment** shown in the model overviews. This is a calculated value for each type and layout that Niesmann+Bischoff uses to determine the maximum weight available for factory-fitted optional equipment.



Detailed information and explanations on the subject of weight can be found in the **Legal information section**.

Interior

Seat cushions including driver and passenger's seats

Code	Designation	Additional weight in kg*	Incl. in pack	GBP price 20% VAT incl.
V100707002	 Shadow (textile, anthracite)			
V100707006	 Grey (textile, grey)			
V100707003	 Temptation (leather, beige)	2		2,565
V100707004	 Attraction (leather, anthracite)	2		2,565
V100707008	 Sensation (leather, brown)	2		2,565

Backrest cushions









Code	Designation	Additional weight in kg*	Incl. in pack	GBP price 20% VAT incl.
V100807013	 Grand Cru no. 1			
V100807015	 Grand Cru no. 3			
V100807016	 Grand Cru no. 4			

* INFO

The factory installation of optional equipment increases the actual mass of the vehicle and reduces the pay-mass. The additional weight indicated for packages and optional equipment shows the additional weight compared to the standard equipment of the respective model or layout.

The total weight of the selected optional equipment must not exceed the **manufacturer-specified mass for optional equipment** shown in the model overviews. This is a calculated value for each type and layout that Niesmann+Bischoff uses to determine the maximum weight available for factory-fitted optional equipment.

Detailed information and explanations on the subject of weight can be found in the **Legal information section**.

V100807018		Grand Cru no. 6			
V100807019		Grand Cru no. 7			
V100807022		Grand Cru no. 10			
V100807033		Grand Cru no. 14			
V100807034		Grand Cru no. 15			
V100807026		Beige leather	2		879
V100807027		Anthracite leather	2		879
V100807037		Brown leather	2		879




* INFO

The factory installation of optional equipment increases the actual mass of the vehicle and reduces the pay-mass. The additional weight indicated for packages and optional equipment shows the additional weight compared to the standard equipment of the respective model or layout.




The total weight of the selected optional equipment must not exceed the **manufacturer-specified mass for optional equipment** shown in the model overviews. This is a calculated value for each type and layout that Niesmann+Bischoff uses to determine the maximum weight available for factory-fitted optional equipment.

Detailed information and explanations on the subject of weight can be found in the **Legal information section**.

Cupboard's doors

Code	Designation	Additional weight in kg*	Incl. in pack	GBP price 20% VAT incl.
V4018016	 Doors for ceiling cupboards in "walnut planked" (dark walnut)			
V4018015	 Doors for ceiling cupboards in "breeze oak" (light oak)			
V4018014	 Doors for ceiling cupboards in "white planked" (white mat)			

Kitchen's drawers

Code	Designation	Additional weight in kg*	Incl. in pack	GBP price 20% VAT incl.
V403001005	 Kitchen drawers in "walnut planked" (dark walnut) incl. drawers under the rear bed in the model 7.3 F			
V403001004	 Kitchen drawers in "breeze oak" (light oak) incl. drawers under the rear bed in the model 7.3 F			
V403001003	 Kitchen drawers in "white planked" (white mat) incl. drawers under the rear bed in the model 7.3 F	1		





* INFO

The factory installation of optional equipment increases the actual mass of the vehicle and reduces the pay-mass. The additional weight indicated for packages and optional equipment shows the additional weight compared to the standard equipment of the respective model or layout.

The total weight of the selected optional equipment must not exceed the **manufacturer-specified mass for optional equipment** shown in the model overviews. This is a calculated value for each type and layout that Niesmann+Bischoff uses to determine the maximum weight available for factory-fitted optional equipment.

Detailed information and explanations on the subject of weight can be found in the **Legal information section**.

Bedroom's wall

Code	Designation	Additional weight in kg*	Incl. in pack	GBP price 20% VAT incl.
V3037299	 Rear wall panelling in bedroom in "nature"			
V3037210	 Rear wall panelling in bedroom in carbon look			2,121
V3037211	 Rear wall panelling in bedroom in petrol colour			520
V3037212	 Rear wall panelling in bedroom in olive green			520

Cabin

Cabin

Code	Designation	Additional weight in kg*	Incl. in pack	GBP price 20% VAT incl.
V30480J	Double-glazed window for driver and passenger windows	14	WP	968
V3011014	Panorama skylight (Midi Heki) over rear bedroom instead of standard skylight	8		702
V3031510	Garage door on left side (same size as right side)	7		923
V2092511	Exterior pull-out storage case on right side	10		621
V2092510	Exterior pull-out storage case on left side (not in combination with gas tank, code V5025511)	11		621
V20391J	Heated windscreen	1		795
V30522170M	Awning 5 m (manual) incl. LED lights	61		1,766
V30522155	Awning 4,25 m (manual) incl. LED lights	41,5		1,593
V3062015	Shelf system in the garage, on left side	6		258
V3023510	Bike rack in the garage	8		435

CP – Comfort Pack, DCP – Driving Comfort Pack, MMP – Multimedia Pack, MP 1 Multimedia Pack without SAT system, WP–Winter Pack, PK–Premium Kitchen Pack

* INFO

The factory installation of optional equipment increases the actual mass of the vehicle and reduces the pay-mass. The additional weight indicated for packages and optional equipment shows the additional weight compared to the standard equipment of the respective model or layout.

The total weight of the selected optional equipment must not exceed the **manufacturer-specified mass for optional equipment** shown in the model overviews. This is a calculated value for each type and layout that Niesmann+Bischoff uses to determine the maximum weight available for factory-fitted optional equipment.

Detailed information and explanations on the subject of weight can be found in the **Legal information section**.

Living room

Living room

Code	Designation	Additional weight in kg*	Incl. in pack	GBP price 20% VAT incl.
V40220M	Front folding bed (manual) with slatted frame and comfort mattress	30		879
V5030090	230 V capsule coffee machine	2		142
V4044024	Seat bench on left side turnable into a L-shape lounge with 2 additional seatbelts incl. folding & sliding table (rail system on the floor)	45		1,456
V4048017	Sliding folding table incl. floor rails instead of round table	3		431
V4062612	Additional seatbelt in seat bench on right side incl. ISOFIX, registration for 3 persons or for 5 persons with code V4044024, L-shape lounge	37		1,323
V60260J	Additional mattress between single beds	7		174

Gas, Water, Sanitary

Gas, Water, Sanitary

Code	Designation	Additional weight in kg*	Incl. in pack	GBP price 20% VAT incl.
V7006011	Fire extinguisher	3		115
V5025210	Box storage system in the garage instead of gas compartment (only available in combination with code V5025511, gas tank)	-1		
V50100J	Exterior shower in garage	1		351
V50230J	Gas supply connection in side wall	1		262
V50010J	Electrical discharge for waste water tank			319
V5026013	Truma DuoControl CS gas flow control	2		253
V5049510	Camera in waste water tank, with display via double DIN monitor on the dashboard (only available in combination with navigation system, code V50400129)	1		351
V50250J	Gas filter (two units) for camping gas bottles (only in combination with Truma DuoControl, code V5026013)	1		181
V5053013	120 l fixed toilet tank with electrical function and ceramic toilet bowl	37		1,416
V5025511	50 l / 20 kg gas tank incl. display	37		1,686
V5053015	Ceramic bowl for cassette toilet (standard with code V5053013 fixed toilet tank)	10		174
V50270J	Narcotic gas alarm	3		440
V3064012	SOG toilet ventilation	1		262
V5003510	Hose waste water disposal in storing tube			160

* INFO

The factory installation of optional equipment increases the actual mass of the vehicle and reduces the pay-mass. The additional weight indicated for packages and optional equipment shows the additional weight compared to the standard equipment of the respective model or layout.

The total weight of the selected optional equipment must not exceed the **manufacturer-specified mass for optional equipment** shown in the model overviews. This is a calculated value for each type and layout that Niesmann+Bischoff uses to determine the maximum weight available for factory-fitted optional equipment.

Detailed information and explanations on the subject of weight can be found in the **Legal information section**.

Heating, Air Conditioning System

Heating, Air Conditioning System

Code	Designation	Additional weight in kg*	Incl. in pack	GBP price 20% VAT incl.
V5028013	Truma air heating with Combi 6 E heating elements (1,800 W)	1,5		598
V5028014	Warm water heating with thermostat. control, heating cartridge and touch screen panel (independent heating circuit in the rear bedroom)	29	WP	2,654
V5062010	Engine heat exchanger (uses the engine cooling water to heat the living area, only in combination with warm water heating code V5028014)	6	WP	1,056
V5028210	Extended heating for warm water heating in the driver's cab (original Fiat ventilation connected with warm water heating, only in combination with warm water heating code V5062010 and engine heat exchanger code V5028014, operable over separate touch screen panel)	8,5		1,411
V5020012	Floor heating (only available in combination with code V5028014, warm water heating)	5		524
V5033014	Roof air conditioner instead of standard skylight (2,400 W cooling capacity, 1,700 W heating power, not available in combination with fresh-air fan, code V3009011)	36		2,476
V3009011	Fresh-air fan above kitchen instead of standard skylight (not in combination with roof air conditioner code V5033014)	1		355

CP – Comfort Pack, DCP – Driving Comfort Pack, MMP – Multimedia Pack, MP 1 Multimedia Pack without SAT system, WP-Winter Pack, PK-Premium Kitchen Pack

Electric Installation

Electric Installation

Code	Designation	Additional weight in kg*	Incl. in pack	GBP price 20% VAT incl.
V5005012	Alarm system (body, garage door, control of the interior rooms can be switched off)	1		1,229
V5033810	70 A combi charger with 1,600 W inverter, 12 to 230 V (only in combination with second battery, code V5012414)	12		2,654
V5012514	Additional 150 AH lithium battery (total 300 AH)	17		1,722
V5012612	Additional 2x150 AH lithium battery (total 450 AH)	34		3,444
V20650J	Backup warning			338
V5047010	Cabling for solar system	0,5		187
V5047024	2 × 110 W solar system	20		2,033
V5050510	230 V socket in the garage	0,5		218
V3071017	Central locking with individual comfort regulation for body door, flaps and garage door	1		877

* INFO

The factory installation of optional equipment increases the actual mass of the vehicle and reduces the pay-mass. The additional weight indicated for packages and optional equipment shows the additional weight compared to the standard equipment of the respective model or layout.

The total weight of the selected optional equipment must not exceed the **manufacturer-specified mass for optional equipment** shown in the model overviews. This is a calculated value for each type and layout that Niesmann+Bischoff uses to determine the maximum weight available for factory-fitted optional equipment.

Detailed information and explanations on the subject of weight can be found in the **Legal information section**.

Multimedia

Multimedia

Code	Designation	Additional weight in kg*	Incl. in pack	GBP price 20% VAT incl.
V50400129	Navigation system with 9" touch screen incl. radio with DAB+, Bluetooth (only in combination with radio precabbling code V5073013)	3		1,935
V50400128	Navigation system with 7" touch screen incl. radio with DAB+, Bluetooth (only in combination with radio precabbling code V5073013)	3	MMP, MP1	1,411
V5073014	Radio pre-installation "Sound System" with 4 high-end two-way loud speakers, subwoofer, roof antenna	11		1,190
V5073013	"Basic" radio precabbling, incl. 4 loudspeakers and FM/DAB+ antenna	6	MMP, MP1	612
V5042010	Rear view camera behind exterior lily logo (display not included)	1	MMP, MP1	879
V50440116	SAT system Oyster Cytrac (without receiver)	20	MMP	3,541
V50440117	SAT system Oyster Cytrac Twin (without receiver)	20,5		3,985
V5071511	5G and WiFi router for own network with large operating range (SIM card needed, not included)	0,5		1,820
V5054514	Smart LED TV 32" incl. triple tuner, Bluetooth 4.2 in living room	10	MMP, MP1	1,589
V5055011	Smart LED TV 22" in the bedroom	5		790

CP – Comfort Pack, DCP – Driving Comfort Pack, MMP – Multimedia Pack, MP 1 Multimedia Pack without SAT system, WP–Winter Pack, PK–Premium Kitchen Pack

* INFO

The factory installation of optional equipment increases the actual mass of the vehicle and reduces the pay-mass. The additional weight indicated for packages and optional equipment shows the additional weight compared to the standard equipment of the respective model or layout.

The total weight of the selected optional equipment must not exceed the **manufacturer-specified mass for optional equipment** shown in the model overviews. This is a calculated value for each type and layout that Niesmann+Bischoff uses to determine the maximum weight available for factory-fitted optional equipment.

Detailed information and explanations on the subject of weight can be found in the **Legal information section**.

LEGAL INFORMATION ON WEIGHT-RELATED INFORMATION

The weight specifications and tests for motorhomes are uniformly regulated throughout the EU in EU Implementing Regulation No. 2021/535 (until June 2022: EU Implementing Regulation No. 1230/2012). We have summarised and explained the key terms and legal requirements from this regulation for you below. Our dealers and the Niesmann+Bischoff configurator on our website offer you additional assistance in configuring your vehicle.

1. Technically permissible maximum laden mass

The technically permissible maximum laden mass of the vehicle (e.g. 3,500 kg) is a mass specification set by the manufacturer which the vehicle must not exceed. Information on the technically permissible maximum laden mass of the model you have chosen can be found in the technical data. If the vehicle exceeds the technically permissible maximum laden mass in everyday driving, this constitutes an administrative offence which may result in a fine.

2. Mass in running order

In simple terms, the mass in running order is the basic vehicle with standard equipment plus a legally fixed standard weight of 75 kg for the driver. This essentially includes the following items:

- the unladen weight of the vehicle together with the bodywork, including operating fluids such as greases, oils and coolants;
- the standard equipment, i.e. all equipment items that are included as standard in the factory-fitted scope of delivery;
- the fresh water tank filled to 100 % in driving mode (driving fill according to manufacturer's specifications; 20 litres) and an aluminium gas cylinder filled to 100 % with a weight of 16 kg;
- the fuel tank, which is 90 % full, including fuel;
- the driver, whose weight – regardless of the actual weight – is generally specified as 75 kg in accordance with EU law.

Information on the mass in running order can be found for each model in our sales documents. It is important to note that the value for mass in running order given in the sales documents is a default value determined in the type-approval procedure and verified by the authorities. It is legally permissible and possible for the mass in running order of the vehicle delivered to you to deviate from the nominal value stated in the sales documents. The legally permissible tolerance is $\pm 5\%$. In this way, the EU legislator accounts for the fact that certain fluctuations in the mass in running order occur due to variations in the weight of supplied parts as well as due to processes and weather conditions.

These weight deviations can be illustrated by means of an example calculation:

- Mass in running order acc. to sales documents: 2,850 kg
- Legally permissible tolerance of $\pm 5\%$: 142.50 kg
- Legally permissible range of mass in running order: 2,707.50 kg to 2,992.50 kg

The specific range of permissible weight deviations can be found for each model in the technical data. Niesmann+Bischoff makes great efforts to reduce weight variations to the minimum that is unavoidable for production reasons. Deviations at the upper and lower end of the range are therefore very rare; however, they cannot be completely ruled out technically, even with all optimisations. The real weight of the vehicle and compliance with the permissible tolerance is therefore checked by Niesmann+Bischoff by weighing each vehicle at the end of the line.

3. Mass of the passengers

The mass of the passengers is set a standard value of 75 kg for each seat provided by the manufacturer, regardless of the actual weight of the passengers. The mass of the driver is already included in the mass in running order (see no. 2 above) and is therefore not included again. In the case of a motorhome with four permitted seats, the mass of the passengers is therefore $3 \times 75 \text{ kg} = 225 \text{ kg}$.

4. Optional equipment and actual mass of the vehicle

Optional equipment (also: additional equipment) includes, according to the legal definition, all optional equipment parts not included in the standard equipment which are fitted to the vehicle under the responsibility of the manufacturer – i.e. ex works – and can be ordered by the customer (e.g. awning, bicycle or motorbike carrier, satellite system, solar system, oven, etc.). Information on the individual or package weights of the optional equipment that can be ordered can be found in our sales documents. Optional equipment in this sense does not include other accessories that are retrofitted by the dealer or you personally after the vehicle has been delivered ex works.

The mass of the vehicle in running order (see no. 2 above) and the mass of the optional equipment fitted to a specific vehicle at the factory are together referred to as the actual mass. You will find the corresponding information for your vehicle after handover under item 13.2 of the Certificate of Conformity (CoC). Please note that this specification also represents a standardised value. Since the mass in running order – as an element of the actual mass – is subject to a legally permissible tolerance of $\pm 5\%$ (see no. 2), the actual mass may also deviate accordingly from the stated nominal value.

5. Pay-mass and minimum pay-mass

The installation of optional equipment is also subject to technical and legal limits: Only so much optional equipment can be ordered and fitted at the factory that sufficient free weight remains for baggage and other accessories ("pay-mass") without exceeding the technically permissible maximum laden mass. The pay-mass is calculated by subtracting the mass in running order (nominal value according to sales documents, see no. 2 above) and the mass of the passengers (see no. 3 above) from the technically permissible maximum laden mass (see no. 1 above). The EU regulations stipulate a fixed minimum pay-mass for motorhomes, which must remain as a minimum for baggage or other non-factory-fitted accessories. This minimum pay-mass is calculated as follows:

Minimum pay-mass in kg $\geq 10 \cdot (n + L)$

Where: "n" is the maximum number of passengers plus the driver and "L" is the overall length of the vehicle in metres.

For a motorhome with a length of 6 m and 4 approved seats, the minimum pay-mass is therefore e.g. $10 \text{ kg} \cdot (4 + 6) = 100 \text{ kg}$.

To ensure that the minimum pay-mass is maintained, there is a maximum combination of optional equipment that can be ordered for each vehicle model. In the above example with a minimum pay-mass of 100 kg, the total mass of optional equipment for a vehicle with four permitted seats and a mass in running order of 2,850 kg should not exceed 325 kg:

- 3,500 kg technically permissible maximum laden mass
- - 2,850 kg mass in running order
- - 3*75 kg mass of the passengers
- - 100 kg minimum pay-mass
- = 325 kg maximum permissible mass of optional equipment

It is important to note that this calculation is based on the default value for mass in running order as defined in the type-approval procedure, without taking into account the permissible weight deviations for mass in running order (see no. 2 above). If the maximum permissible value for the optional equipment of (in the example) 325 kg is almost or completely exhausted, an upward weight deviation can therefore result in the minimum pay-mass of 100 kg being met mathematically using the default value for the mass in running order, although in fact there is no corresponding load capacity. Here, too, an example calculation for a vehicle with four seats, whose real weighed mass in running order is 2 % above the nominal value:

- 3,500 kg technically permissible maximum laden mass
- - 2,907 kg real weighed mass in running order (+ 2 % compared to the stated value of 2,850 kg)
- - 3*75 kg mass of the passengers
- - 325 kg optional equipment (maximum permissible value)
- = 43 kg actual load capacity (< minimum pay-mass of 100 kg)

In order to avoid such a situation, Niesmann+Bischoff further reduces the maximum permissible weight of the total optional equipment that can be ordered on a model-specific basis. The limitation of optional equipment is intended to ensure that the minimum pay-mass, i.e. the legally prescribed free mass for baggage and retrofitted accessories, is actually available for the vehicle load capacity of the vehicles delivered by Niesmann+Bischoff.

Since the weight of a specific vehicle can only be determined when it is weighed at the end of the line, in very rare cases a situation may arise in which the minimum pay-mass at the end of the line is not guaranteed, despite this limitation of optional equipment. In order to guarantee the minimum pay-mass even in these cases, Niesmann+Bischoff will check together with your trade partner and you before delivery of the vehicle whether, for example, the vehicle is loaded up, seats are reduced or optional equipment is removed.

6. Effects of tolerances of the mass in running order on the pay-mass

Regardless of the minimum pay-mass, you should note that unavoidable production-related fluctuations in the mass in running order – both upwards and downwards – have a mirror-image effect on the remaining load capacity: If you order our example vehicle (see no. 3. above), for example, with optional equipment with a total weight of 150 kg, the calculated pay-mass based on the default value for the mass in running order is 275 kg. The load capacity actually available may deviate from this value due to tolerances and may be higher or lower. If the mass in running order of your vehicle is, for example, permissibly 2 % higher than stated in the sales documents, the load capacity is reduced from 275 kg to 218 kg:

- 3,500 kg technically permissible maximum laden mass
- - 2,907 kg real weighed mass in running order (+ 2 % compared to the stated value of 2,850 kg)
- - 3*75 kg mass of the passengers
- - 150 kg optional equipment ordered for the specific vehicle
- = 218 kg actual load capacity

As a precaution to ensure that the calculated pay-mass is actually given, you should therefore take the possible and permissible tolerances for the mass in running order into account when configuring your vehicle.

We also recommend that you weigh the laden motorhome on a non-automatic scale before each journey and, taking the individual weight of the passengers into account, determine whether the technically permissible maximum laden mass and the technically permissible maximum mass on the axle are observed.

Further information

Important information

This brochure is subject to change without notice. After the copy deadline of this price list (7/2024) changes as to models and products, floor plans, technical data, equipments, etc. may have occurred. The illustrations also contain optional features, and / or accessories which are not included in the standard equipment and decoration respectively which is not included in Niesmann+Bischoff's range of supply. Descriptions may have been garbled due to graphic conversion, photographic processing or technical reasons. All data on range of supply, appearance, performance, weights and measures, as well as fuel consumption of the vehicles are in compliance with the knowledge existing at the time of the copy deadline and are valid for all purchase and licensing in the Federal Republic of Germany. Deviations of the values within a range of $\pm 5\%$ are possible. The measures of the mattress may slightly vary from the given bed measures. E. g. data on the capacity of the refrigerators refer to producer information. Prices for optional features are only valid when installed during production. In case of subsequent installation additional installation and servicing expenditures are accrued at cost. We reserve the right to change prices, construction and equipment without notice. With the issue of this brochure all previously issued information and price lists become void.

Imprint

Publisher

Niesmann+Bischoff GmbH
Clou-Straße 1 | 56751 Polch
T +49 2654 933-0
M info@niesmann-bischoff.com
W niesmann-bischoff.com

Concept + Design

3st kommunikation GmbH, Mainz

Tech. Presentation + Renderings

Studio SYN, Rüsselsheim

Status: July 2024