



Clou inside

NIESMANN
+BISCHOFF

Flair

The automotive
Comfort Liner



Price list from July 2024

UK

IMPORTANT TIPS FOR CHOOSING YOUR MOTORHOME

When buying a motorhome, camper van or urban vehicle (hereafter: motorhome), it is particularly important to choose the right layout and an appealing design. In addition, weight also plays an essential role. Family, friends, optional equipment, accessories and baggage – space must be available for all of these. At the same time, there are legal and technical limits to the configuration and load. Every motorhome is designed for a certain weight, which may not be exceeded during driving. For motorhome buyers, this raises the question: How should I configure my vehicle to accommodate passengers, baggage and accessories according to my needs without the vehicle exceeding this maximum weight? In order to make this decision easier for you, we provide you below with a few tips that are particularly important when selecting your vehicle from our portfolio:

1. The technically permissible maximum laden mass...

... is a value set by the manufacturer which the vehicle may not exceed.

Niesmann+Bischoff specifies a layout-related upper limit for the vehicle, which can vary from layout to layout (e.g. 3,500 kg, 4,400 kg). You can find the corresponding specification for each layout in the technical data.

Dimensions and weights (without accessories)		
Overall length	in mm	8,870
Overall width	in mm	2,415
Overall height	in mm	3,340
Technically permissible laden mass*	in kg	7,200 (opt.: 7,490)
Mass in running order*	in kg approx.	5,281 (5,017 - 5,540)
Manufacturer-specified mass for optional equipment*	in kg	1,705
Technically permissible towing weight/braked	in kg	3,300
Seats		

2. The mass in running order...

... consists – to put it simply – of the basic vehicle with standard equipment plus a standard weight of **75 kg for the driver**. It is legally permissible and possible for the mass in running order of your vehicle to deviate from the nominal value stated in the sales documents. **The permissible tolerance is $\pm 5\%$** . The **permissible range** in kilograms is given in **brackets** after the mass in running order. In order to provide you with full transparency regarding possible weight deviations, Niesmann+Bischoff weighs each vehicle at the end of the line and informs your trade partner of your vehicle's weighing result for forwarding to you.

Detailed explanations on the subject of mass in running order can be found in the “Legal Information” section.

Dimensions and weights (without accessories)		
Overall length	in mm	8,870
Overall width	in mm	2,415
Overall height	in mm	3,340
Technically permissible laden mass*	in kg	7,200 (opt.: 7,490)
Mass in running order*	in kg approx.	5,281 (5,017 - 5,540)
Manufacturer-specified mass for optional equipment*	in kg	1,705
Technically permissible towing weight/braked	in kg	3,300
Seats		

3. The permitted number of seats (including driver)...

... is determined by the manufacturer in what is referred to as the type-approval procedure. This results in what is referred to as the mass of the passengers. For this, a standard weight of 75 kg per passenger (without driver) is calculated.

Detailed explanations on the subject of mass of the passengers can be found in the “Legal Information” section

Manufacturer-specified mass for optional equipment*	in kg	1,705
Technically permissible towing weight/braked	in kg	3,300
Seats		
Seats fitted with 3-point safety belt*		2 (opt.: 3/4 or 5)
L-shaped sofa (length x width)	in mm	850 x 625
Seat bench (length x width)	in mm	1,215 x 625
Beds		
Overhead front bed (length x width)	in mm	1,900 x 1,400
Rear bed (length x width)	in mm	2,075 x 2,040
Filling quantities		

4. The manufacturer-specified mass for optional equipment...

... is a value set by Niesmann+Bischoff per layout for the maximum mass of optional equipment that can be ordered. This limit is intended to ensure that the **minimum pay-mass**, i.e. the legally prescribed free mass for baggage and retrofitted accessories, is actually available for the vehicle load capacity of the vehicles delivered by Niesmann+Bischoff. If, in exceptional cases, the weighing at the end of the line nevertheless shows that the actual load capacity falls short of the minimum pay-mass due to a permissible weight deviation, we will check together with your trade partner and you whether we should, for example, increase the load capacity of the vehicle, reduce the number of seats or remove optional equipment before delivering the vehicle.

Detailed explanations on the subject of the effects of the tolerances on the minimum pay-mass and the payload can be found in the “Legal Information” section.

Dimensions and weights (without accessories)		
Overall length	in mm	8,870
Overall width	in mm	2,415
Overall height	in mm	3,340
Technically permissible laden mass*	in kg	7,200 (opt.: 7,490)
Mass in running order*	in kg approx.	5,281 (5,017 - 5,540)
Manufacturer-specified mass for optional equipment*	in kg	1,705
Technically permissible towing weight/braked	in kg	3,300
Seats		

5. The additional weight of optional equipment and packages...

... increases the actual mass of the vehicle (= mass in running order plus selected optional equipment) and reduces the pay-mass. The specified value shows the additional weight compared to the standard equipment of the respective layout. The total weight of the selected packages and optional equipment must not exceed the manufacturer-specified mass for optional equipment.

	Additional weight*	Price in euros
	+ 2	
Swimming		1,994
		812
		605
Only brake assistant		4,226
Close control		621
		8,788
for entire package:		- 2,618

Contents

Standard equipment	4
Layouts	6
Packs	7
Weight upgrade	8
Chassis	9
Exterior	10
Interior	10
Cabin	14
Living room	15
Gas, Water, Sanitary	16
Heating, Air Conditioning System	16
Electric Installation	17
Multimedia	17
Legal Notice	18
Further information	20



Standard equipment

Chassis

- Turbo diesel engine with electronically controlled Common Rail Direct Injection
- Emission class Euro VI E with exhaust gas recirculation
- 3.0 l engine displacement, 132 kW / 180 HP, at 2,990 – 3,500 U / min, engine torque 430 Nm
- Insulated, silenced engine bonnet
- Manual 6-speed transmission
- Rear drive with traction control system (TCS)
- Rear axle with leaf suspension, transmission 4,56
- New e-VHT turbo charger
- Electrical parking brake
- ESC
- Seatbelt tensioner and seat-occupancy detection for driver and passenger
- Airbag for driver and passenger
- Pedal release system (brake pedal folds backwards in an front accident)
- Disc brakes on front and rear axle
- Electronically controlled anti-lock braking system (ABS)
- Hill holder
- Cruise control
- Vehicle battery 12 V / 110 Ah and disconnecting switch
- Smart generator 220 Ah with motorhome programming
- Service compartment on driver's side for comfortable access to the starter battery and for the diesel tank and AdBlue filler neck
- Tyres with steel wheel rims 225 / 75 R 16 and stainless steel wheel covers, with traction profile (M+S category)
- Spare tyre
- Day driving lights, rear lights and integrated contour lights in LED technology
- Halogen main headlights with optical lens, fog lamps
- Trailer socket, 13 poles, 12 V
- Left hand drive chassis

Driver's Cab

- Panoramic flush-sealed windscreen made of laminated safety glass, tinted, with sun shield
- Electrically adjustable isolation front plissé (variable sight protection and privacy function for the windscreen, can also be used as sun visor)
- Darkening pleats for driver and passenger side window
- Completely insulated driver's cab with double glazed driver and passenger window
- Laterally suspended exterior rear-view mirrors with wide angle, electrically adjustable and heatable, in the same color as the bodywork
- Engine bonnet with large opening angle and gas damper
- High-mount and front-placed original IVECO dashboard for optimum all-round vision
- Cupholder at the dashboard
- Deposit shelves for driver and passenger, cover with leather surface
- Heating convector in the entire width behind the windscreen
- Electronic steering system
- Steering wheel adjustable in height and tilt
- Belt-integrated driver and passenger SKA comfort seat, rotatable by 180°, armrests and lateral parts in real leather
- Additional glass control panel

Bodyshell

- Clou Line Design (black painted radiator grille incl. chrome applications, flat side windows for driver and passenger, chrome decoration around the front lights and on the back)
- Outer plate smooth, stove-enamelled white
- Bodywork with black joints
- Front mask and fenders made of highly stable and corrosion-free glass fibre composite material
- Side panels including garage doors and upper floor panel made of torsion-resistant 2-sided-aluminium sandwich construction (42 mm) with styrofoam insulation (RTM)
- Completely walkable roof in sandwich construction (42 mm), torsion-resistant with styrofoam insulation (RTM), inside aluminum, outside with corrosion-free GRP coating, high strength X-treme, incl. gel coat sealing
- Aluminium roof profiles with rain water channel for reducing side panel soiling
- Connection of roof plate and front mask free of displacements prevents accumulation of rain water on the roof
- Ceiling-to-wall connections without cold bridges, by means of highly compressed PU hard profiles
- Box structure completely wood-free
- Insulated GRP rear panel, completed with 2-sided-aluminium sandwich panel
- High side skirts with insulated bus flaps in a sandwich construction (aluminium – styrofoam – ABS)
- Styrofoam insulation of the exterior flaps, with 2-sided-aluminium-sandwich
- Rear axle wheel cases insulated with expanded polypropylen
- 48 mm underfloor made of 2-sided-aluminium sandwich construction with styrofoam insulation
- High-tensile upper floor in 2-sided-aluminium sandwich construction with 42 mm thickness for a maximum torsional stiffness, thermal and acoustic insulation
- Heated and insulated double floor
- Load-through possibility in the double floor, accessible through fully insulated bus flaps on both sides
- Water and waste water tank integrated frost-proof in the double floor, easy to access
- Garage door on passenger side with low loading edge, hinges of die-cast aluminium, needle felting lining and electrical closing aid
- Spacious rear garage (approx. 4,500 l) with interior lighting, lashing rails, heating convector and 230 V / 12 V socket
- Rear garage floor coated with highly wear-resistant dimpled membrane
- Solid bodyshell door with electric opening controlled by sensors to avoid collisions with the lateral flap, two-point locking, fly screen, clothes hooks and storage compartment
- Exterior, electrically operated double entrance step with extra wide steps, hidden behind the apron cover when closed
- Entrance step inside, illuminated and heated
- Insulated bodyshell windows, with double-glazed plastic, aluminium frame with thermal separation, with pleated darkening blind and insect protection

Living area and sleeping area

- Wear-resistant floor covering in wooden look with footfall sound insulation
- Continuous level floor from the driver's cab to the rear sleeping area
- Skylight with flyscreen and blackout pleated blind above the front bed (optional), over the couch, in the kitchen and in the rear bedroom
- Panoramic skylight (Midi-heki) in the living room
- Anthracite microfiber on the ceiling and on the skylight's frame, acoustic felt on the interior walls
- High quality seat cushions with elevated comfort thanks to a 3-layer foam concept
- Spacious drawer in the seat bench
- Flair 920: sideboard in the entrance area with foldable glass cover and practical drawers
- Sliding and folding living room table (rail system on the floor)
- TV compartment in the room divider between kitchen and couch, on left hand side
- Solid handle as entry aid
- Spacious overhead cupboards with push-to-open system (gas pressure buffers) for maximum comfort in use
- Large wardrobe with partitions
- Cupboards surface in real wood veneer
- Indirect accentuated lighting with LED-technology for the lounge area and the rear sleeping area
- Power-LED-spot-lights for front folding bed, rear bed and lounge area, partially dimmable
- Froli bed system including cold foam mattress and mattress sheet covers for the rear bedroom
- Bed access with night lighting
- Folding step with storage space and laundry compartment (removable through the garage) as well as drawers in white mat at the bed access
- Rear wall panelling in bedroom in black synthetic leather, quilted

Kitchen

- Built-in hybrid hobs, combination of gas and induction
- Two gas burners (total 2.5 KW) and one induction hob with 1.4 KW
- Single-lever mixer tap with pull-out function
- Sink with wooden cutting board
- Large kitchen drawers with pull-in mechanism
- Separate compartment for coffee machine
- Kitchen mirror
- Design shelves with glass inlay between the kitchen and the couch
- 177 l absorber refrigerator including 35 l freezer compartment, built-in behind a wooden door
- Pull-out spices cupboard opposite the kitchen unit

Bathroom and Toilet

- Separation between bath and rear bedroom with solid sliding door
- Separation between bath and living room with real glass sliding door with soft closing and push-to-open system
- Shower walls in concrete look, with illuminated niche and real glass sliding door
- Illuminated rain shower built-in in the ceiling with separate hand shower
- Shower with level-access made of mineral material
- Generously sized mirror cabinet with shelf and spacious drawers in white mat
- Single-lever mixer tap made of metal
- Cassette toilet with trolley system
- Bathroom fitted with towel rack as well as toilet paper holder and toilet brush
- Roof-light with insect screen roller blind and pleated darkening blind

Heating and Water

- Centralised, heatable water supply and disposal compartment on driver's side
- Discharge cocks for waste water / fresh water tank with large diameter (1 1/4") for a comfortable discharge
- Water connection for easy filling of the fresh water tank (connection with Gardena plug-in system)
- Openings for cleaning of both water tanks, accessible from the lounge area
- 10 l integrated warm-water heater
- Centralised boosted water supply with surge tank for a quiet and even operation of the pump
- Warm water heating (Alde 3030) for gas and electricity operation, colour touch screen panel, with 2 zone system for an individual temperature setting
- Heating circuit for rear bed area can be separately set with a thermostat
- Mono control crash sensor in gas pressure regulator

Electronics

- 150 Ah lithium battery
- Service-friendly access to the electronic system behind a perforated metal plate cladding in the garage
- 30 A charger with electronic control and battery temperature sensor
- Battery control system with protection against overload and complete discharge
- Power-down of the 12-volt electrics in case of undervoltage or overheat
- Section switch for leisure and vehicle battery
- 230 V CEE connection in the supply and disposal compartment with cable duct through the vehicle floor
- Automatic fault current circuit breaker
- Centralised control panel with digital display
- 8 x 230-V sockets
- 1 x 12-V socket and 5 x USB plugs for loading (depends on model)
- Lighting in Power-LED-Technology
- Central locking for the drawers, wardrobes and glass doors

Layouts

Flair 880



Flair 920



Base vehicle		Iveco Daily 70 C 18 H-CCS, Euro VI-E	Iveco Daily 70 C 18 H-CCS, Euro VI-E
Type		4-cylinder – diesel engine; Oxykat; EGR, OBD, with DPF	4-cylinder – diesel engine; Oxykat; EGR, OBD, with DPF
Engine displacement	in cm ³	2,998	2,998
Output	in kW / HP	132 / 180 (opt.: 154 / 210)	132 / 180 (opt.: 154 / 210)
Maximum torque	in Nm	430 (470)	430 (470)
Chassis / Tyres			
Wheel base	in mm	4,750	5,100
Number of axles		2	2
Dimensions and weights (without accessories)			
Overall length	in mm	8,870	9,270
Overall width	in mm	2,415	2,415
Overall height	in mm	3,340	3,340
Technically permissible laden mass*	in kg	7,200 (opt.: 7,490)	7,200 (opt.: 7,490)
Mass in running order*	in kg approx.	5,273 (5,009 – 5,537)	5,533 (5,256 – 5,810)
Manufacturer-specified mass for optional equipment*	in kg	1,693	1,430
Technically permissible towing weight ¹⁾	in kg	3,300	3,300
Seats			
Seats fitted with 3-point safety belt*		2 (opt.: 3/4 or 5)	2 (opt.: 3/4 or 5)
Sofa driver's side (length × width)	in mm	850 × 625	1,050 × 625
Sofa passenger's side (length × width)	in mm	1,215 × 625	1,215 × 625
Beds			
Overhead front bed (length × width)	in mm	1,900 × 1,400	1,900 × 1,400
Rear bed (length × width)	in mm	2,015 × 2,040	2,015 × 2,040
Filling quantities			
Fuel tank	in l	90 (opt.: 190)	90 (opt.: 190)
AdBlue tank	in l	20	20
Water tank camping mode / driving mode	in l	370 / 100	370 / 100
Waste water tank	in l	250	250
Storage room for gas bottles with max. 11kg weight		2	2
Dimensions of the garage			
Maximum garage height	in mm	1,350	1,350
Maximum available surface (length × width)	in mm	2,220 × 1,500	2,220 × 1,500
Price in GBP, transport & 20% VAT included. Prices do not include customs duties.		200,600	202,400

* INFO

The specified **mass in running order** is a default value defined in the type-approval procedure. Due to manufacturing tolerances, the actual weighed mass in running order may deviate from the value stated above. Deviations of up to ± 5 % of the mass in running order are legally permissible and possible. The permissible range in kilograms is given in brackets after the mass in running order.

The **manufacturer-specified mass for optional equipment** is a calculated value for each type and layout that Niesmann+Bischoff uses to determine the maximum weight available for factory-fitted optional equipment. The limitation of optional equipment is intended to ensure that the minimum pay-mass, i.e. the legally prescribed free mass for baggage and retrofitted accessories, is actually available for the vehicle load capacity of the vehicles delivered by Niesmann+Bischoff. The real weight of your vehicle ex works can only be determined when it is weighed at the end of the line. If, in **exceptional cases**, the weighing shows that the actual load capacity falls below the minimum pay-mass despite limiting the optional equipment due to a permissible weight deviation, we will check together with your trade partner and you whether we should, for example, increase the load capacity of the vehicle, reduce the number of seats or remove optional equipment before delivering the vehicle.

The technically permissible maximum laden mass of the vehicle and **the technically permissible maximum mass on the axle** must not be exceeded.

Detailed information & explanations on the subject of weight and the configuration of the vehicle can be found in the **section Legal information**

¹⁾ The permissible total towing weight must not exceed 10,500 kg.

Packs

FSP – Flair Safety Pack

Code	Designation	Additional weight in kg*	GBP price 20% VAT incl.
V8011510	FSP – Flair Safety Pack	+ 2	
V2090411	Lane departure assistant with audible warning		2,183
V2074010	Tyre pressure monitoring system		870
V2073112	Rain sensor and automatic low beam		613
V2027811	Adaptive cruise control with emergency brake assistant		4,695
V2092210	Traffic jam assistant for adaptive cruise control		666
V2022210	Traction+ with hill descent control		542
	Sum of the individual prices:		9,569
	Price advantage when buying the entire pack:		- 2,744
	Pack price		6,825

LP – Liner Pack

Code	Designation	Additional weight in kg*	GBP price 20% VAT incl.
V8017510	LP – Liner Pack	+ 53	
V3029113	Tinted windows in real glass with black painted aluminum frames and thermic insulation instead of synthetic glass		8,156
V5020012	Warm water floor heating, incl. the driver's cab floor		2,308
V5053016	200 l fixed toilet tank with ceramic toilet bowl		2,654
V3064012	SOG toilet ventilation		307
	Sum of the individual prices:		13,425
	Price advantage when buying the entire pack:		- 4,559
	Pack price		8,866

LEP – Lithium Energy Pack

Code	Designation	Additional weight in kg*	GBP price 20% VAT incl.
V8016510	LEP – Lithium Energy Pack	+ 82	
V5012710	2 x 150 AH Lithium battery, in total 3, incl. charging booster, battery monitor and battery management panel		7,712
V5033811	Combi charger 100 A with inverter 12 V to 230 V, 3.000 Watt and battery management panel		3,470
V5047024	220 W solar system incl. MPPT solar controller		2,033
	Sum of the individual prices:		13,215
	Price advantage when buying the entire pack:		- 3,462
	Pack price		9,753

* INFO

The factory installation of optional equipment increases the actual mass of the vehicle and reduces the pay-mass. The additional weight indicated for packages and optional equipment shows the additional weight compared to the standard equipment of the respective model or layout.

The total weight of the selected optional equipment must not exceed the **manufacturer-specified mass for optional equipment** shown in the model overviews. This is a calculated value for each type and layout that Niesmann+Bischoff uses to determine the maximum weight available for factory-fitted optional equipment.

Detailed information and explanations on the subject of weight can be found in the **Legal information section**.

MMP – Multimedia Pack

Code	Designation	Additional weight in kg*	GBP price 20% VAT incl.
V8020012	MMP – Multimedia Pack	+ 43,5	
V50400129	Navigator unit with 9" touch screen incl. radio with DAB+, Bluetooth and rear view camera behind lily logo		2,299
V5073014	Radio pre-installation "Sound System" consisting of 4 high-end two-way loud speakers, subwoofer, roof antenna		1,190
V50440106	SAT system Oyster V Vision (without receiver)		3,985
V5054514	Smart TV, 32", incl. triple tuner, Bluetooth 4.2, in the room divider between kitchen and sofa, with electrical steering		1,589
	Sum of the individual prices:		9,063
	Price advantage when buying the entire pack:		- 1,972
	Pack price		7,091
Possible upgrades to MMP – Multimedia Pack			
V50440109P	Oyster V Twin Vision satellite (without receiver) instead of code V50440106	0,5	444

MP1 – Multimedia Pack without SAT system

Code	Designation	Additional weight in kg*	GBP price 20% VAT incl.
V8020026	MP1 – Multimedia Pack without SAT system	+ 27,5	
V50400129	Navigator unit with 9" touch screen incl. radio with DAB+, Bluetooth and rear view camera behind lily logo		2,299
V5073014	Radio pre-installation "Sound System" consisting of 4 high-end two-way loud speakers, subwoofer, roof antenna		1,190
V5054514	Smart TV, 32", incl. triple tuner, Bluetooth 4.2, in the room divider between kitchen and sofa, with electrical steering		1,589
	Sum of the individual prices:		5,078
	Price advantage when buying the entire pack:		- 1,022
	Pack price		4,056

Weight upgrade

Weight upgrade

Code	Designation	Additional weight in kg**	Incl. in pack	GBP price 20% VAT incl.
V201107490	Weight upgrade to 7,49 t			528

** INFO

The factory installation of optional equipment increases the actual mass of the vehicle and reduces the pay-mass. The additional weight indicated for packages and optional equipment shows the additional weight compared to the standard equipment of the respective model or layout. The total weight of the selected optional equipment must not exceed the **manufacturer-specified mass for optional equipment** shown in the model overviews. This is a calculated value for each type and layout that Niesmann+Bischoff uses to determine the maximum weight available for factory-fitted optional equipment.

Detailed information and explanations on the subject of weight can be found in the **Legal information section**.

An increase of load capacity increases the manufacturer-specified mass for optional equipment. The increase results from the higher pay-mass due to the alternative chassis. The increased tare weight of the alternative chassis and, in particular, the weight for any mandatory heavier engine variants (e.g. 210 hp) must be deducted from this.

* INFO

The factory installation of optional equipment increases the actual mass of the vehicle and reduces the pay-mass. The additional weight indicated for packages and optional equipment shows the additional weight compared to the standard equipment of the respective model or layout.

The total weight of the selected optional equipment must not exceed the **manufacturer-specified mass for optional equipment** shown in the model overviews. This is a calculated value for each type and layout that Niesmann+Bischoff uses to determine the maximum weight available for factory-fitted optional equipment.

Detailed information and explanations on the subject of weight can be found in the **Legal information section**.

Chassis

Chassis

Code	Designation	Additional weight in kg*	Incl. in pack	GBP price 20% VAT incl.
V100601513	207 HP / 152 kW engine (only available in combination with automatic convertor transmission, code V20420A)	30		3,000
V20420	Automatic convertor transmission ZF 8HP	15		5,848
V2032510	Limited slip differential rear axle	15		1,136
V2050010	Automatic air conditioning in driver's cabin, with pollen filter	8		2,201
V20510190	190 l fuel tank, incl. Level indicator	90		2,299
V2045511	Lift support system with automatic levelling (vertical corner steadies, only in combination with rear air suspension, code V2058023 or full air suspension, code V2058024)	100		8,333
V2058023	Air suspension for rear axle incl. levelling	25		5,662
V2058024	Full air suspension with lifting and lowering device and automatic levelling out (incl. wheel spacers, code V2090511)	70		9,274
V2037210	Active Air suspension (only available in combination with full air suspension, code V2058024)	5		4,784
V2007111	Trailer coupling up to 3.300 kg, removable	35		2,654
V20610J	Multi-function steering wheel in leather	0,5		634
V2009113	Stainless steel decoration on dashboard	0,5		253
V2082012	Comfort seats with heating and electrical lumbar support	2		783
V2058210	Air tank for seats with air suspension (code V2082015, only for models with rear air suspension code V2058023)	8		1,150
V2082015	Comfort seats in the cab with air suspension, heating and electrical lumbar support (only in combination with full air suspension, code V2058024, or rear suspension, code V2058023, in combination with air tank, code V2058210)	20		3,807
V2077114	LED front and fog lights, including static curve lights	1		2,015
V2021047	Alloy wheels (2 pieces) for front axle with wheel spacers front axle, alloy wheel cover at the rear (spare wheel with steel wheel)	-12		2,654
V2090511	Wheel spacers front axle (standard in combination with alloy wheels, code V2021047 or full air suspension, code V2058024)	6		458
V2090411	Lane departure assistant with audible warning (only in combination with Flair Safety Pack, FSP)		FSP	2,183
V2074010	Tyre pressure monitoring system (only in combination with Flair Safety Pack, FSP)	0,5	FSP	870
V2073112	Rain sensor and automatic low beam (only in combination with Flair Safety Pack, FSP)		FSP	613
V2027811	Adaptive cruise control with emergency brake assistant (only in combination with Flair Safety Pack, FSP)	1,5	FSP	4,695
V2092210	Traffic jam assistant for adaptive cruise control (only in combination with Flair Safety Pack, FSP)		FSP	666
V2022210	Traction+ with hill descent control (only in combination with Flair Safety Pack, FSP)		FSP	542
V20391J	Heated windscreen			638
V21045J	Telma electrical eddy-current retarder (only available in combination with code V20510190, 190 l fuel tank)	100		7,623

LP Liner Pack, FSP Flair Safety Pack, LEP Lithium Energy Pack, MP1 Multimedia Pack without SAT system, MMP Multimedia Pack

* INFO

The factory installation of optional equipment increases the actual mass of the vehicle and reduces the pay-mass. The additional weight indicated for packages and optional equipment shows the additional weight compared to the standard equipment of the respective model or layout.

The total weight of the selected optional equipment must not exceed the **manufacturer-specified mass for optional equipment** shown in the model overviews. This is a calculated value for each type and layout that Niesmann+Bischoff uses to determine the maximum weight available for factory-fitted optional equipment.

Detailed information and explanations on the subject of weight can be found in the **Legal information section**.

Exterior

Exterior colour

Code	Designation	Additional weight in kg*	Incl. in pack	GBP price 20% VAT incl.
V3003028	"Eifel grey" exterior colour, roof in white colour	2		10,640

Exterior decoration "Maxi"

Code	Designation	Additional weight in kg*	Incl. in pack	GBP price 20% VAT incl.
V7004038	Exterior decoration maxi "Rhodium Silver" (decor foil on sidewall)	1		1,589
V7004035	Exterior decoration maxi "Lava Orange" (decor foil on sidewall)	1		1,589
V7004039	Exterior decoration maxi "Carbon Optik" (decor foil on sidewall)	1,5		1,678

Personalisation



Code	Designation	Additional weight in kg*	Incl. in pack	GBP price 20% VAT incl.
V7004113	Accent decoration "Carmin red" (design sticker on front and rear panel, skirts and mirror covers)	0,5		710
V7004114	Accent decoration "Lava Orange" (design sticker on front and rear panel, skirts and mirror covers)	0,5		710
V7004116	Accent decoration "Carbon Optik" (design sticker on front and rear panel, skirts and mirror covers)	0,5		754

Radiator grill

Code	Designation	Additional weight in kg*	Incl. in pack	GBP price 20% VAT incl.
V7004510	Radiator grill with chrome elements (included in ClouLine design)			
V7004511	Exterior chrome parts coated in black, matt			879

Interior

Furniture decor

Code	Designation	Additional weight in kg*	Incl. in pack	GBP price 20% VAT incl.
V4022211	 Furniture decor and ceiling cupboards in living room and bedroom in "walnut planked" (dark walnut)			
V4022210	 Furniture decor and ceiling cupboards in living room and bedroom in "breeze oak" (light oak)			






* INFO

The factory installation of optional equipment increases the actual mass of the vehicle and reduces the pay-mass. The additional weight indicated for packages and optional equipment shows the additional weight compared to the standard equipment of the respective model or layout.





The total weight of the selected optional equipment must not exceed the **manufacturer-specified mass for optional equipment** shown in the model overviews. This is a calculated value for each type and layout that Niesmann+Bischoff uses to determine the maximum weight available for factory-fitted optional equipment.

Detailed information and explanations on the subject of weight can be found in the **Legal information section**.

Seat cushions including driver and passenger's seats

Code	Designation	Additional weight in kg*	Incl. in pack	GBP price 20% VAT incl.
V100707006	 Grey (textile, grey)			
V100707002	 Shadow (textile, anthracite)			
V100707003	 Temptation (leather, beige)	2		2,654
V100707004	 Attraction (leather, anthracite)	2		2,654
V100707008	 Sensation (leather, brown)	2		2,654

Backrest cushions








Code	Designation	Additional weight in kg*	Incl. in pack	GBP price 20% VAT incl.
V100807013	 Grand Cru no. 1			
V100807015	 Grand Cru no. 3			
V100807016	 Grand Cru no. 4			
V100807018	 Grand Cru no. 6			

* INFO

The factory installation of optional equipment increases the actual mass of the vehicle and reduces the pay-mass. The additional weight indicated for packages and optional equipment shows the additional weight compared to the standard equipment of the respective model or layout.

The total weight of the selected optional equipment must not exceed the **manufacturer-specified mass for optional equipment** shown in the model overviews. This is a calculated value for each type and layout that Niesmann+Bischoff uses to determine the maximum weight available for factory-fitted optional equipment.

Detailed information and explanations on the subject of weight can be found in the **Legal information section**.

V100807019		Grand Cru no. 7			
V100807022		Grand Cru no. 10			
V100807033		Grand Cru no. 14			
V100807034		Grand Cru no. 15			
V100807026		Beige leather	2		879
V100807027		Anthracite leather	2		879
V100807037		Brown leather	2		879




* INFO

The factory installation of optional equipment increases the actual mass of the vehicle and reduces the pay-mass. The additional weight indicated for packages and optional equipment shows the additional weight compared to the standard equipment of the respective model or layout.

The total weight of the selected optional equipment must not exceed the **manufacturer-specified mass for optional equipment** shown in the model overviews. This is a calculated value for each type and layout that Niesmann+Bischoff uses to determine the maximum weight available for factory-fitted optional equipment.

Detailed information and explanations on the subject of weight can be found in the **Legal information section**.

Wall cupboard flaps kitchen

Code	Designation	Additional weight in kg*	Incl. in pack	GBP price 20% VAT incl.
V4018612	 Ceiling cupboards in the kitchen in "walnut planked" (dark walnut)			
V4018611	 Ceiling cupboards in the kitchen in "breeze oak" (light oak)			
V4018610	 Ceiling cupboards in the kitchen in "white planked" (white mat)			

Kitchen's drawers

Code	Designation	Additional weight in kg*	Incl. in pack	GBP price 20% VAT incl.
V403001005	 Kitchen drawers in "walnut planked" (dark walnut)			
V403001004	 Kitchen drawers in "breeze oak" (light oak)			
V403001003	 Kitchen drawers in "white planked" (white mat)			




* INFO

The factory installation of optional equipment increases the actual mass of the vehicle and reduces the pay-mass. The additional weight indicated for packages and optional equipment shows the additional weight compared to the standard equipment of the respective model or layout.

The total weight of the selected optional equipment must not exceed the **manufacturer-specified mass for optional equipment** shown in the model overviews. This is a calculated value for each type and layout that Niesmann+Bischoff uses to determine the maximum weight available for factory-fitted optional equipment.

Detailed information and explanations on the subject of weight can be found in the **Legal information section**.

Bedroom's wall

Code	Designation	Additional weight in kg*	Incl. in pack	GBP price 20% VAT incl.
V3037213	 Rear wall panelling in bedroom in white colour			
V3037211	 Rear wall panelling in bedroom in petrol colour			431
V3037212	 Rear wall panelling in bedroom in olive green			431

Cabin

Cabin

Code	Designation	Additional weight in kg*	Incl. in pack	GBP price 20% VAT incl.
V3029113	Tinted windows in real glass with black painted aluminum frames and thermic insulation instead of synthetic glass (only in combination with the Liner Pack)	22	LP	8,156
V20660J	Park distance control system (4 sensors with acoustic signal) mounted in front skirts	1		701
V3009011	Fresh air fan above kitchen instead of skylight (not in combination with roof air conditioner in living room)	2		355
V3010011	Fresh air fan in the bathroom instead of skylight	2		355
V3011014	Panoramic skylight (Midi-Heki) over rear bed (not in combination with roof air conditioner in bedroom)	5		702
V3052813	Electrical awning, 6 m, incl. dimmable LED lights (without inverter, code V5033811, operation only with external power possible)	78		2,920
V3031510	Side wall flap for garage on left-hand side	1		1,198
V2092513	Exterior pull-out storage boxes 120 x 100 cm (7 boxes) on right side, at the front (only available in model 920)	23		870
V2092514	Exterior pull-out storage boxes 150 x 60 cm (4 boxes) on right side, at the back (only available in model 920)	21,5		781
V2092516	Exterior pull-out storage boxes 120 x 60 cm (4 boxes) on right side, at the front (only available in model 880)	14		790
V2092517	Exterior pull-out storage boxes 150 x 55 cm (8 boxes) on right side, at the back (only available in model 880)	20		773
V3062016	Shelf system in the garage, on right side (2 boxes)	5		160
V3005510	Pull-out storage boxes (4 boxes + 1 shelf) in the garage, on left side (not in combination with underfloor air conditioning in bedroom, code V5033412)	12		338

LP Liner Pack, FSP Flair Safety Pack, LEP Lithium Energy Pack, MP1 Multimedia Pack without SAT system, MMP Multimedia Pack

* INFO

The factory installation of optional equipment increases the actual mass of the vehicle and reduces the pay-mass. The additional weight indicated for packages and optional equipment shows the additional weight compared to the standard equipment of the respective model or layout.

The total weight of the selected optional equipment must not exceed the **manufacturer-specified mass for optional equipment** shown in the model overviews. This is a calculated value for each type and layout that Niesmann+Bischoff uses to determine the maximum weight available for factory-fitted optional equipment.

Detailed information and explanations on the subject of weight can be found in the **Legal information section**.

Living room

Living room

Code	Designation	Additional weight in kg*	Incl. in pack	GBP price 20% VAT incl.
V4022OM	Front folding bed (manual) instead of ceiling cupboards	42		1,190
V4044O24	Seat bench on left side turnable into a L-shape lounge with 2 seatbelts	40		1,988
V4062612	Additional seat with safety belt and ISOFIX in the couch on the right side (registration for 3 people or 5 people in combination with the L-shape lounge, code V4044O24)	67		1,323
V4027211	Wardrobe with clothes rail, one drawer and trouser hanger instead of shelf with second clothes rail	16		440
V4027210	Wardrobe with clothes rail and drawers instead of shelf with second clothes rail	35		440
V4031310	Additional wardrobe with side shelves (only in combination with drawer fridge, code V40311100, not in combination with microwave, code V4036O10)	-35		
V4031311	Alternatively: additional wardrobe with upper shelf (only in combination with drawer fridge, code V40311100)	-40,5		
V4031313	Alternatively: utensil cupboard (only in combination with drawer fridge, code V40311100)	-20		
V40311100	Drawer fridge in kitchen unit (compressor, 138 l., with separate 12 l. freezing compartment, incl. restaurant-grade container) only available in combination with Lithium Energy Pack, not in combination with standard fridge)	37		1,660
V4031210	Additional 46 l. fridge in the sideboard beside the sofa on right side (compressor, only available in model 920)	4		1,145
V40110J	230 V. extractor hood, electrically retractable in kitchen unit (not in combination with drawer fridge, code V40311100)	35		2,645
V5026410	Dishwasher 230V (capacity for 6 covers) in kitchen block instead of drawer	16		2,033
V40020J	Gas oven incl. grill function in kitchen block instead of drawer	17		773
V4036O10	Microwave (230V, 800 watts, mounted behind cupboard door)	18		755
V4005O10	Drawer's organizer with flexible inserts	17		870
V5030O90	230 V capsule coffee machine in kitchen block	3		186
V4050O12	Surface of mineral material in the kitchen and bathroom	15		1,678
V4040210	Electrically darkenable glass panel (opaque) between the washbasin and the sleeping area			1,394
V7006O11	Fire extinguisher	3		115
V3065O11	Mini safe	5		142
V4053O10	World map wall display above the window, in the living room (left hand side) (not in combination with front folding bed, code V4022OM)	1,5		115
V602107001	Carpet in living room	14		870

* INFO

The factory installation of optional equipment increases the actual mass of the vehicle and reduces the pay-mass. The additional weight indicated for packages and optional equipment shows the additional weight compared to the standard equipment of the respective model or layout.

The total weight of the selected optional equipment must not exceed the **manufacturer-specified mass for optional equipment** shown in the model overviews. This is a calculated value for each type and layout that Niesmann+Bischoff uses to determine the maximum weight available for factory-fitted optional equipment.

Detailed information and explanations on the subject of weight can be found in the **Legal information section**.

Gas, Water, Sanitary

Gas, Water, Sanitary

Code	Designation	Additional weight in kg*	Incl. in pack	GBP price 20% VAT incl.
V50230J	Gas supply connection in side wall	1		262
V5025510	120 l gas tank with remote control switch, crash sensor, level indicator and gas filter (without filling)	63		2,654
V5026013	Truma DuoControl CS gas flow control, incl. automatic switch and crash sensor	1		253
V50250J	Gas filter (two units) for camping gas bottles (only in combination with Truma DuoControl, code V5026013)	2		181
V50270J	Narcotic gas alarm	3		440
V5069711	Water filtration system AquaClear (UV light)	5		524
V50100J	Shower in the garage	3		351
V5053016	200 l fixed toilet tank with ceramic toilet bowl	24	LP	2,654
V5053017	Electrical discharge for fixed toilet tank			319
V3064012	SOG toilet ventilation (only in combination with the Liner Pack)	2	LP	307
V5003510	Hose for waste water disposal in storing tube	2		160
V50010J	Electrical discharge for waste water tank			319
V5049510	Service camera for tank emptying (only available in combination with 9" navigation system V50400129)	1		351

LP Liner Pack, FSP Flair Safety Pack, LEP Lithium Energy Pack, MP1 Multimedia Pack without SAT system, MMP Multimedia Pack

Heating, Air Conditioning System

Heating, Air Conditioning System

Code	Designation	Additional weight in kg*	Incl. in pack	GBP price 20% VAT incl.
V5020012	Warm water floor heating, incl. the driver's cab floor (only in combination with the Liner Pack)	5	LP	2,308
V5027510	Towel dryer in the toilet room	10		613
V5062010	Engine heat exchanger (uses the engine's cooling water to heat the living area)	6		1,234
V5028210	Extended heating for warm water heating (original Iveco ventilation connected with warm water heating, only in combination with engine heat exchanger, code V5062010, operable via separate touch screen panel)	3		1,651
V5033613	Roof air conditioner in living room instead of skylight (2.400 W cooling capacity, 1.700 W heating power, not available in combination with fresh-air fan above kitchen, code V3009011)	38		3,098
V5033413	Roof air conditioner in bedroom instead of skylight (2.400 W cooling capacity, 1.700 W heating power, not available in combination with panoramic skylight over rear bed, code V3011014)	38		3,098
V5033412	Underfloor Saphir Comfort air conditioning, 2,400 watt, in bedroom (not in combination with pull-out storage boxes in the garage, on left side, code V3005510)	33		3,098

LP Liner Pack, FSP Flair Safety Pack, LEP Lithium Energy Pack, MP1 Multimedia Pack without SAT system, MMP Multimedia Pack

* INFO

The factory installation of optional equipment increases the actual mass of the vehicle and reduces the pay-mass. The additional weight indicated for packages and optional equipment shows the additional weight compared to the standard equipment of the respective model or layout.

The total weight of the selected optional equipment must not exceed the **manufacturer-specified mass for optional equipment** shown in the model overviews. This is a calculated value for each type and layout that Niesmann+Bischoff uses to determine the maximum weight available for factory-fitted optional equipment.

Detailed information and explanations on the subject of weight can be found in the **Legal information section**.

Electric Installation

Electric Installation

Code	Designation	Additional weight in kg*	Incl. in pack	GBP price 20% VAT incl.
V5005012	Alarm system (body, garage door, control of the interior rooms can be switched off)	2		1,229
V5012710	2 x 150 AH Lithium battery, in total 3, incl. charging booster, battery monitor and battery management panel (only in combination with 100A combi charger, code V5033811)	36	LEP	7,712
V5012910	Additional 150 AH lithium battery, total 4 (only in combination with code V5012710, in total 600 AH)	17		1,722
V5033811	Combi charger 100 A with inverter 12 V to 230 V, 3.000 Watt and battery management panel (only in combination with Lithium batteries, code V5012710)	15	LEP	3,470
V5047024	220 W solar system incl. MPPT solar controller	20	LEP	2,033
V5047027	Extended solar system by 220 W (only available in combination with solar system, code V5047024 440 W in total)	37		1,589
V5047032	Extended solar system by 440 W (only available in combination with solar system, code V5047024 660 W in total)	54		3,177
V3071017	Central locking with individual comfort regulation for body door, flaps and garage door	3		2,565

LP Liner Pack, FSP Flair Safety Pack, LEP Lithium Energy Pack, MP1 Multimedia Pack without SAT system, MMP Multimedia Pack

Multimedia

Multimedia

Code	Designation	Additional weight in kg*	Incl. in pack	GBP price 20% VAT incl.
V5073013	Radio pre-installation "Basic" consisting of 4 loud speakers, roof antenna	5		612
V5073014	Radio pre-installation "Sound System" consisting of 4 high-end two-way loud speakers, subwoofer, roof antenna	10	MMP, MP1	1,190
V50400129	Navigator unit with 9" touch screen incl. radio with DAB+, Bluetooth and rear view camera behind lily logo (only in combination with radio precabling, code V5073013 or V5073014)	8	MMP, MP1	2,299
V50440106	SAT system Oyster V Vision (without receiver)	16	MMP	3,985
V50440109	SAT system Oyster V Twin Vision (without receiver)	16,5		4,429
V5055012	LED TV 24", incl. integrated DVB-S2 / DVB-T2 receiver and DVD slot for rear bed	9		790
V5054514	Smart TV, 32", incl. triple tuner, Bluetooth 4.2, in the room divider between kitchen and sofa, with electrical steering	14,5	MMP, MP1	1,589
V5071511	5G and WiFi router for own network with large operating range (SIM card needed, not included)	0,5		1,820

LP Liner Pack, FSP Flair Safety Pack, LEP Lithium Energy Pack, MP1 Multimedia Pack without SAT system, MMP Multimedia Pack

* INFO

The factory installation of optional equipment increases the actual mass of the vehicle and reduces the pay-mass. The additional weight indicated for packages and optional equipment shows the additional weight compared to the standard equipment of the respective model or layout.

The total weight of the selected optional equipment must not exceed the **manufacturer-specified mass for optional equipment** shown in the model overviews. This is a calculated value for each type and layout that Niesmann+Bischoff uses to determine the maximum weight available for factory-fitted optional equipment.

Detailed information and explanations on the subject of weight can be found in the **Legal information section**.

LEGAL INFORMATION ON WEIGHT-RELATED INFORMATION

The weight specifications and tests for motorhomes are uniformly regulated throughout the EU in EU Implementing Regulation No. 2021/535 (until June 2022: EU Implementing Regulation No. 1230/2012). We have summarised and explained the key terms and legal requirements from this regulation for you below. Our dealers and the Niesmann+Bischoff configurator on our website offer you additional assistance in configuring your vehicle.

1. Technically permissible maximum laden mass

The technically permissible maximum laden mass of the vehicle (e.g. 3,500 kg) is a mass specification set by the manufacturer which the vehicle must not exceed. Information on the technically permissible maximum laden mass of the model you have chosen can be found in the technical data. If the vehicle exceeds the technically permissible maximum laden mass in everyday driving, this constitutes an administrative offence which may result in a fine.

2. Mass in running order

In simple terms, the mass in running order is the basic vehicle with standard equipment plus a legally fixed standard weight of 75 kg for the driver. This essentially includes the following items:

- the unladen weight of the vehicle together with the bodywork, including operating fluids such as greases, oils and coolants;
- the standard equipment, i.e. all equipment items that are included as standard in the factory-fitted scope of delivery;
- the fresh water tank filled to 100 % in driving mode (driving fill according to manufacturer's specifications; 20 litres) and an aluminium gas cylinder filled to 100 % with a weight of 16 kg;
- the fuel tank, which is 90 % full, including fuel;
- the driver, whose weight – regardless of the actual weight – is generally specified as 75 kg in accordance with EU law.

Information on the mass in running order can be found for each model in our sales documents. It is important to note that the value for mass in running order given in the sales documents is a default value determined in the type-approval procedure and verified by the authorities. It is legally permissible and possible for the mass in running order of the vehicle delivered to you to deviate from the nominal value stated in the sales documents. The legally permissible tolerance is $\pm 5\%$. In this way, the EU legislator accounts for the fact that certain fluctuations in the mass in running order occur due to variations in the weight of supplied parts as well as due to processes and weather conditions.

These weight deviations can be illustrated by means of an example calculation:

- Mass in running order acc. to sales documents: 2,850 kg
- Legally permissible tolerance of $\pm 5\%$: 142.50 kg
- Legally permissible range of mass in running order: 2,707.50 kg to 2,992.50 kg

The specific range of permissible weight deviations can be found for each model in the technical data. Niesmann+Bischoff makes great efforts to reduce weight variations to the minimum that is unavoidable for production reasons. Deviations at the upper and lower end of the range are therefore very rare; however, they cannot be completely ruled out technically, even with all optimisations. The real weight of the vehicle and compliance with the permissible tolerance is therefore checked by Niesmann+Bischoff by weighing each vehicle at the end of the line.

3. Mass of the passengers

The mass of the passengers is set a standard value of 75 kg for each seat provided by the manufacturer, regardless of the actual weight of the passengers. The mass of the driver is already included in the mass in running order (see no. 2 above) and is therefore not included again. In the case of a motorhome with four permitted seats, the mass of the passengers is therefore $3 \times 75 \text{ kg} = 225 \text{ kg}$.

4. Optional equipment and actual mass of the vehicle

Optional equipment (also: additional equipment) includes, according to the legal definition, all optional equipment parts not included in the standard equipment which are fitted to the vehicle under the responsibility of the manufacturer – i.e. ex works – and can be ordered by the customer (e.g. awning, bicycle or motorbike carrier, satellite system, solar system, oven, etc.). Information on the individual or package weights of the optional equipment that can be ordered can be found in our sales documents. Optional equipment in this sense does not include other accessories that are retrofitted by the dealer or you personally after the vehicle has been delivered ex works.

The mass of the vehicle in running order (see no. 2 above) and the mass of the optional equipment fitted to a specific vehicle at the factory are together referred to as the actual mass. You will find the corresponding information for your vehicle after handover under item 13.2 of the Certificate of Conformity (CoC). Please note that this specification also represents a standardised value. Since the mass in running order – as an element of the actual mass – is subject to a legally permissible tolerance of $\pm 5\%$ (see no. 2), the actual mass may also deviate accordingly from the stated nominal value.

5. Pay-mass and minimum pay-mass

The installation of optional equipment is also subject to technical and legal limits: Only so much optional equipment can be ordered and fitted at the factory that sufficient free weight remains for baggage and other accessories ("pay-mass") without exceeding the technically permissible maximum laden mass. The pay-mass is calculated by subtracting the mass in running order (nominal value according to sales documents, see no. 2 above) and the mass of the passengers (see no. 3 above) from the technically permissible maximum laden mass (see no. 1 above). The EU regulations stipulate a fixed minimum pay-mass for motorhomes, which must remain as a minimum for baggage or other non-factory-fitted accessories. This minimum pay-mass is calculated as follows:

Minimum pay-mass in kg $\geq 10 \cdot (n + L)$

Where: "n" is the maximum number of passengers plus the driver and "L" is the overall length of the vehicle in metres.

For a motorhome with a length of 6 m and 4 approved seats, the minimum pay-mass is therefore e.g. $10 \text{ kg} \cdot (4 + 6) = 100 \text{ kg}$.

To ensure that the minimum pay-mass is maintained, there is a maximum combination of optional equipment that can be ordered for each vehicle model. In the above example with a minimum pay-mass of 100 kg, the total mass of optional equipment for a vehicle with four permitted seats and a mass in running order of 2,850 kg should not exceed 325 kg:

- 3,500 kg technically permissible maximum laden mass
- - 2,850 kg mass in running order
- - 3*75 kg mass of the passengers
- - 100 kg minimum pay-mass
- = 325 kg maximum permissible mass of optional equipment

It is important to note that this calculation is based on the default value for mass in running order as defined in the type-approval procedure, without taking into account the permissible weight deviations for mass in running order (see no. 2 above). If the maximum permissible value for the optional equipment of (in the example) 325 kg is almost or completely exhausted, an upward weight deviation can therefore result in the minimum pay-mass of 100 kg being met mathematically using the default value for the mass in running order, although in fact there is no corresponding load capacity. Here, too, an example calculation for a vehicle with four seats, whose real weighed mass in running order is 2 % above the nominal value:

- 3,500 kg technically permissible maximum laden mass
- - 2,907 kg real weighed mass in running order (+ 2 % compared to the stated value of 2,850 kg)
- - 3*75 kg mass of the passengers
- - 325 kg optional equipment (maximum permissible value)
- = 43 kg actual load capacity (< minimum pay-mass of 100 kg)

In order to avoid such a situation, Niesmann+Bischoff further reduces the maximum permissible weight of the total optional equipment that can be ordered on a model-specific basis. The limitation of optional equipment is intended to ensure that the minimum pay-mass, i.e. the legally prescribed free mass for baggage and retrofitted accessories, is actually available for the vehicle load capacity of the vehicles delivered by Niesmann+Bischoff.

Since the weight of a specific vehicle can only be determined when it is weighed at the end of the line, in very rare cases a situation may arise in which the minimum pay-mass at the end of the line is not guaranteed, despite this limitation of optional equipment. In order to guarantee the minimum pay-mass even in these cases, Niesmann+Bischoff will check together with your trade partner and you before delivery of the vehicle whether, for example, the vehicle is loaded up, seats are reduced or optional equipment is removed.

6. Effects of tolerances of the mass in running order on the pay-mass

Regardless of the minimum pay-mass, you should note that unavoidable production-related fluctuations in the mass in running order – both upwards and downwards – have a mirror-image effect on the remaining load capacity: If you order our example vehicle (see no. 3. above), for example, with optional equipment with a total weight of 150 kg, the calculated pay-mass based on the default value for the mass in running order is 275 kg. The load capacity actually available may deviate from this value due to tolerances and may be higher or lower. If the mass in running order of your vehicle is, for example, permissibly 2 % higher than stated in the sales documents, the load capacity is reduced from 275 kg to 218 kg:

- 3,500 kg technically permissible maximum laden mass
- - 2,907 kg real weighed mass in running order (+ 2 % compared to the stated value of 2,850 kg)
- - 3*75 kg mass of the passengers
- - 150 kg optional equipment ordered for the specific vehicle
- = 218 kg actual load capacity

As a precaution to ensure that the calculated pay-mass is actually given, you should therefore take the possible and permissible tolerances for the mass in running order into account when configuring your vehicle.

We also recommend that you weigh the laden motorhome on a non-automatic scale before each journey and, taking the individual weight of the passengers into account, determine whether the technically permissible maximum laden mass and the technically permissible maximum mass on the axle are observed.

Further information

Important information

This brochure is subject to change without notice. After the copy deadline of this price list (7/2024) changes as to models and products, floor plans, technical data, equipments, etc. may have occurred. The illustrations also contain optional features, and / or accessories which are not included in the standard equipment and decoration respectively which is not included in Niesmann+Bischoff's range of supply. Descriptions may have been garbled due to graphic conversion, photographic processing or technical reasons. All data on range of supply, appearance, performance, weights and measures, as well as fuel consumption of the vehicles are in compliance with the knowledge existing at the time of the copy deadline and are valid for all purchase and licensing in the Federal Republic of Germany. Deviations of the values within a range of $\pm 5\%$ are possible. The measures of the mattress may slightly vary from the given bed measures. E. g. data on the capacity of the refrigerators refer to producer information. Prices for optional features are only valid when installed during production. In case of subsequent installation additional installation and servicing expenditures are accrued at cost. We reserve the right to change prices, construction and equipment without notice. With the issue of this brochure all previously issued information and price lists become void.

Imprint

Publisher

Niesmann+Bischoff GmbH
Clou-Straße 1 | 56751 Polch
T +49 2654 933-0
M info@niesmann-bischoff.com
W niesmann-bischoff.com

Concept + Design

3st kommunikation GmbH, Mainz

Tech. Presentation + Renderings

Studio SYN, Rüsselsheim

Status: July 2024