

FEATURES

Body and Exterior Equipment

- Overall body width 2.23m/7'4" or 2.29m/7'6" (see specification table)
- AL-KO galvanised steel chassis with Euro-Axle
- AL-KO Euro overrun device with two-way assisted handbrake
- AL-KO AKS 3004 Stabiliser
- Hitch and A-frame cover with plug tidies
- **NEW** 14" Alloy wheels
- **NEW** Spare wheel (steel) and underslung carrier
- Moulded front panel with three opening windows and door with gas struts
- Moulded rear panel with rear light clusters and high-level brake light
- One-piece, high gloss, thick gauge aluminium sidewalls
- Heki large tilting panoramic roof window with flynet and blind
- Fully double-glazed opening windows (no single-glazed cold areas) with silver finished edges
- Exterior two-part door with interior moulded liner, window, blind and waste bin
- Exterior access battery box with mains electric inlet (battery not included)
- Flush fitting awning light
- Fixing points for rear-mounted cycle rack
- 25mm 'sandwich' sidewalls with HD polystyrene insulation core
- 32mm semi-'sandwich' roof with HD polystyrene insulation core
- 44mm 'sandwich' floor with Styrofoam insulation core

Living Area

- Internal headroom 1.95m/6'5"
- Large upper lockers with spaceframe construction
- Seat bases with spaceframe construction, full front access and space for larger items
- Fixed beds with aluminium frames to maximise strength and storage space
- Hinged seat and bed tops supported in open position for easy access
- Mattresses and seat cushions supported by beech slats for extra comfort
- Sprung interior mattresses, seat and backrest cushions
- Seat and backrest ventilation boards
- Long front beds 1900mm (6'3") (model specific)
- Chest of drawers with occasional table (except Envoy)
- Solid ash worktop edges
- Free-standing table with dedicated storage location
- 2 x scatter cushions
- 2 x bolster cushions
- Twin curtain track for improved hanging and ease of use
- Removable carpets over woodblock effect vinyl flooring
- Analogue clock

Kitchen

- Microwave oven locker (optional built-in microwave oven)
- 107 litre fridge with curved door, electronic ignition and single energy and temperature controls
- Recessed stainless steel bowl
- Removable drainer with dedicated storage
- Food grade nylon chopping board with dedicated storage
- Chrome finish brass pillar tap with long spout
- Stoves thermostatic oven and separate grill
- Stoves dual fuel hob with 800W electric hotplate and 3 gas burners with electronic ignition and flame failure protection
- Glass hob lid with safety cut-out feature
- Moulded cutlery drawer on smooth steel runners

Washroom

- Washbasin and mirror-wall pivot to create dry area for toilet, washbasin, mirror, towels etc and area for showering in Courier
- Shower cubicles in the Ambassador, Globetrotter, Equerry, Statesman, Viscount and Prestige
- Shower separated by bi-fold doors in the Envoy and Aristocrat
- Theftford cassette toilet with independent tank and manual flush
- Chrome finish brass shower and washbasin mixer taps
- Multi-directional rooflight with flyscreen

Fittings and Equipment

- Omnivert extractor fan and rooflight
- Cassette flyscreens and blinds on all windows
- Full height door flyscreen
- Multi-directional clear rooflight with flyscreen and blind
- Gas regulator for Propane and Butane mounted on front bulkhead
- Isolation taps for gas appliances
- Smoke alarm
- Entrance step
- Removable entrance mat
- Domestic style cabinet hinges

Heating and Plumbing

- Dual fuel gas and 800W mains electric storage water heater
- Dual fuel 3kW gas and 2kW electric space heater
- Blown air system ducted to living, sleeping and washroom areas
- Areas under seats and beds warmed by blown air system
- Grade 2 classification for heating and thermal insulation
- 40 litre underfloor insulated fresh water tank (twin axle models only)
- Wheeled waste water tank (twin axle models only)
- Inboard semi-rigid fresh water pipes
- In-board water pump with self priming and pressure regulating accumulator
- Large bore underslung rigid waste pipes

Electrical

- Fully protected mains electric system with two 230V sockets
- 18 Amp switchmode charger/transformer
- 12V control panel with battery state meter, tank level indicator, car/caravan battery switch and water pump switch
- Solar panel connection provision
- Status 530 directional TV/FM aerial and booster
- Radio/CD housing, aerial, speakers and wiring (Radio/CD/MP3 player optional)
- TV station with 230V, 12V and coax aerial sockets
- 230V mains lights over front seating
- Halogen ceiling lights in living and washroom areas
- Halogen adjustable downlights in lounge/sleeping areas
- Fluorescent light in kitchen
- 25 metre mains hook-up cable

Safety and Security

- CRIS identity number etched to windows and caravan chassis
- Concealed security data chip within caravan construction
- Single key for all locks
- All models comply with British and European safety standards



1. Status TV aerial
2. Alloy wheel
3. Heki roof window
4. Insulated water tank (twin axle models)



ACE
FOR YOUR PEACE OF MIND

Complete customer satisfaction is always a top priority at Ace and the quality ethos extends to the after sales service and market-leading manufacturer's warranty package that comes with every new Ace caravan. This is designed to give customers confidence in the latest generation of touring caravans.

Six-year bodyshell integrity guarantee

The guarantee extends to the following items:

Body leaks and delamination: water ingress through any permanently sealed seam joints or delamination of panels and floor, being part of the original manufacturer's construction.

The manufacturer will honour the guarantee for 72 months from the date of purchase, provided that the caravan has had an Annual Service including a damp meter test, within 90 days before or 60 days after each anniversary of the original date of purchase (or hire purchase). The sixth Annual Service must, however, be carried out before the expiry of the 72 month period from the original date of purchase (or hire purchase).

Three-year SuperSure manufacturer's warranty

The manufacturer will honour the warranty for 36 months from the date of purchase (or hire purchase), provided that the caravan has had an Annual Service within 90 days before or 60 days after each anniversary of the original date of purchase (or hire purchase). The third Annual Service must, however, be carried out before the expiry of the 36 month period from the original date of purchase (or hire purchase).



All Ace models have been certified by the National Caravan Council for compliance with stringent European Standards, British Legislation and industry set Codes of Practice specifically relating to health and safety issues.

The approval process covers the testing and inspection of critical areas of the product from fire safety, weights and dimensions, to gas, electrics and ventilation. Every Ace caravan carries the "NCC Approved Caravan" badge.

The NCC also conduct unannounced inspections at the Swift Group factory to ensure continued compliance. NCC Approval gives you peace of mind that your caravan is legal and safe.



Enjoy the freedom

Ace Caravans,
Dunswell Road, Cottingham,
East Yorkshire HU16 4JX.

Tel: 01482 847332 Fax: 01482 841042

email: enquiry@swiftleisure.co.uk

website: www.ace-caravans.co.uk

A MEMBER OF THE SWIFT GROUP

ENJOY THE FREEDOM



AMBASSADOR
ENVOY
GLOBETROTTER
ARISTOCRAT
COURIER
VICEROY
EQUERRY
STATESMAN
VISCOUNT
PRESTIGE

Your Local Dealer

This brochure does not constitute an offer by Swift Group Limited (Swift). Swift reserves the right to alter specifications and prices at any time as materials and conditions demand. Distributors and dealers sell Ace products on their own account and not as agents of Swift. Accordingly, they have no authority to bind Swift or to make any representation or undertaking whatsoever on behalf of Swift.

All props are for photographic purposes only and are not included in the specification. Issued August 2007.

JUBILEE

Two new spacious twin axle layouts join the stylish Jubilee range, taking the total to ten. The twin-axle Statesman sleeps four and features a rear island double bed, while the six-berth Prestige is ideal for families.

The Jubilee's glacier white exterior has tough, one-piece sidewalls, alloy wheels and a six-year bodyshell guarantee for added peace of mind while inside all models have shower cubicles or separate shower areas and twin axles benefit from a 40-litre underfloor, insulated fresh water tank.

Jubilee Key Features

- 2.29m (7'6") or 2.23m (7'4") wide bodyshell
- 1.95m (6'5") headroom
- One-piece, thick gauge, high gloss aluminium sidewalls
- AKS 3004 stabiliser
- Two-way assisted handbrake
- Alloy wheels
- Spare (steel) wheel and carrier
- Status 530 directional TV aerial
- Preparation for radio/CD with speakers and aerial
- Mains lights

- 107 litre electronic ignition fridge
- Dual fuel hob
- Omnivent extractor fan and rooflight
- Microwave oven locker (microwave optional)
- Sprung beech slat bed and seat tops
- Full front access to under-seat storage
- Loose-fit carpets
- 6 year bodyshell guarantee*

Key Options


- Built-in microwave oven
- Radio/CD/MP3 player with iPod/MP3 connection
- Upgraded digital control fridge



1. Equerry
2. Ambassador



- AMBASSADOR
- ENVOY
- GLOBETROTTER
- ARISTOCRAT
- COURIER
- VICEROY
- EQUERRY
- STATESMAN
- VISCOUNT
- PRESTIGE



- 1. Viceroy
- 2. Equerry


1	2
3	3



- AMBASSADOR
- ENVOY
- GLOBETROTTER
- ARISTOCRAT
- COURIER
- VICEROY
- EQUERRY
- STATESMAN
- VISCOUNT
- PRESTIGE



1. Ambassador
 2. Radio/CD/MP3 player*
 3. Microwave oven*
- * Optional extra



SPECIFICATIONS



MODEL	AMBASSADOR	ENVOY	GLOBETROTTER	ARISTOCRAT	COURIER	VICEROY	EQUERRY	STATESMAN	VISCOUNT	PRESTIGE
Berths	2	4	4	4	6	5	6	4	4	6
Number of Axles	1	1	1	1	1	1	2	2	2	2
Internal Length (at bed box height)	4.67m/15'4"	4.74m/15'7"	5.23m/17'2"	5.50m/18'1"	5.50m/18'1"	5.60m/18'4"	6.27m/20'7"	6.27m/20'7"	6.27m/20'7"	6.27m/20'7"
Overall Width	2.23m/7'4"	2.23m/7'4"	2.23m/7'4"	2.29m/7'6"	2.23m/7'4"	2.23m/7'4"	2.23m/7'4"	2.29m/7'6"	2.29m/7'6"	2.29m/7'6"
Overall Height (including TV aerial)	2.70m/8'10"	2.70m/8'10"	2.70m/8'10"	2.70m/8'10"	2.70m/8'10"	2.70m/8'10"	2.70m/8'10"	2.70m/8'10"	2.70m/8'10"	2.70m/8'10"
Headroom (max)	1.95m/6'5"	1.95m/6'5"	1.95m/6'5"	1.95m/6'5"	1.95m/6'5"	1.95m/6'5"	1.95m/6'5"	1.95m/6'5"	1.95m/6'5"	1.95m/6'5"
Overall Length	6.35m/20'10"	6.42m/21'1"	6.91m/22'8"	7.18m/23'7"	7.18m/23'7"	7.28m/23'11"	7.95m/26'1"	7.95m/26'1"	7.95m/26'1"	7.95m/26'1"
Mass in Running Order (including tolerance)*	1118kg/22.0cwt	1112kg/21.9cwt	1222kg/24.1cwt	1254kg/24.7cwt	1269kg/25.0cwt	1273kg/25.1cwt	1430kg/28.1cwt	1435kg/28.2cwt**	1435kg/28.2cwt	1440kg/28.3cwt**
Essential Habitation Equipment Payload	68kg/1.3cwt	68kg/1.3cwt	68kg/1.3cwt	68kg/1.3cwt	68kg/1.3cwt	68kg/1.3cwt	104kg/2.0cwt	104kg/2.0cwt	104kg/2.0cwt	104kg/2.0cwt
Personal Effects Payload	104kg/2.0cwt	125kg/2.5cwt	130kg/2.6cwt	133kg/2.6cwt	153kg/3.0cwt	144kg/2.8cwt	160kg/3.1cwt	140kg/2.8cwt	140kg/2.8cwt	160kg/3.1cwt
Optional Equipment Payload	5kg/0.1cwt	5kg/0.1cwt	5kg/0.1cwt	5kg/0.1cwt	10kg/0.2cwt	5kg/0.1cwt	6kg/0.1cwt	6kg/0.1cwt	6kg/0.1cwt	6kg/0.1cwt
Maximum Technical Permissible Laden Mass	1295kg/25.4cwt	1310kg/25.8cwt	1425kg/28.1cwt	1460kg/28.7cwt	1500kg/29.5cwt	1490kg/29.3cwt	1700kg/33.3cwt	1685kg/33.1cwt**	1685kg/33.1cwt	1710kg/33.5cwt**
Awning A/A Dimension†	8.88m/29'2"	8.95m/29'4"	9.44m/31'0"	9.71m/31'10"	9.71m/31'10"	9.81m/32'2"	10.48m/34'5"	10.48m/34'5"	10.48m/34'5"	10.48m/34'5"
Tyre Size	195/70 r14 96	195/70 r14 96	175 r14 99	175 r14 99	175 r14 99	175 r14 99	175/65 r14 82	175/65 r14 82	175/65 r14 82	175/65 r14 82
Alternative Tyre Size	175 R14 99	175 R14 99								

BED SIZES

Front Double	208cm x 180cm/6'10" x 5'11"	208cm x 134cm/6'10" x 4'5"	208cm x 180cm/6'10" x 5'11"	213cm x 159cm/7'0" x 5'3"	208cm x 180cm/6'10" x 5'11"	208cm x 180cm/6'10" x 5'11"	208cm x 180cm/6'10" x 5'11"	213cm x 167cm/7'0" x 5'6"	213cm x 167cm/7'0" x 5'6"	213cm x 190cm/7'0" x 6'3"
or One Single	180cm x 72cm/5'11" x 2'4"		190cm x 72cm/6'3" x 2'4"	167cm x 72cm/5'6" x 2'4"	180cm x 72cm/5'11" x 2'4"	180cm x 72cm/5'11" x 2'4"	180cm x 72cm/5'11" x 2'4"	167cm x 72cm/5'6" x 2'4"	167cm x 72cm/5'6" x 2'4"	190cm x 72cm/6'3" x 2'4"
and One Single	190cm x 72cm/6'3" x 2'4"		180cm x 72cm/5'11" x 2'4"	159cm x 72cm/5'3" x 2'4"	180cm x 72cm/5'11" x 2'4"	190cm x 72cm/6'3" x 2'4"	190cm x 72cm/6'3" x 2'4"	190cm x 72cm/6'3" x 2'4"	190cm x 72cm/6'3" x 2'4"	190cm x 72cm/6'3" x 2'4"
Rear Double		188cm x 138cm/6'2" x 4'6"		192cm x 138cm/6'4" x 4'6"		208cm x 124cm/6'10" x 4'1"		186cm x 134cm/6'1" x 4'5"	190cm x 137cm/6'3" x 4'6"	213cm x 178cm/7'0" x 5'10"
Rear Bunk							190cm x 56cm/6'3" x 1'10"			
Side Single (offside)			180cm x 70cm/5'11" x 2'4"							189cm x 71cm/6'2" x 2'4"
Side Single (nearside)					180cm x 70cm/5'11" x 2'4"			180cm x 70cm/5'11" x 2'4"		178cm x 71cm/5'10" x 2'4"
Side Bunk (offside)			176cm x 59cm/5'9" x 1'11"							176cm x 59cm/5'9" x 1'11"
Side Bunk (nearside)					178cm x 59cm/5'10" x 1'11"			176cm x 59cm/5'9" x 1'11"		164cm x 59cm/5'5" x 1'11"
Rear Fixed Lower Bunk					180cm x 62cm/5'11" x 2'1"					
Rear Fixed Upper Bunk					184cm x 60cm/6'0" x 2'0"					
Side Fixed Lower Bunk							180cm x 56cm/5'11" x 1'10"			
Side Fixed Upper Bunk							180cm x 58cm/5'11" x 1'11"			

† Note on awning sizes: Due to the varying awning designs and sizes the awning sizes given are approximate only. Specific awning sizes must be confirmed by your dealer or the awning manufacturer prior to purchase.

‡ Double bed sizes are quoted with wrap round seating.

* MRO includes microwave oven and radio/CD options.

** Estimated weight.

FEATURES

BODY AND EXTERIOR EQUIPMENT

- **NEW** overall body width 2.29m / 7'6" for all models
- AL-KO galvanised steel chassis with Euro-Axle
- AL-KO Euro overrun device with two-way assisted handbrake
- AL-KO AKS 3004 stabiliser
- Hitch and A-frame cover with plug tidies
- **NEW** Alloy wheels
- Spare wheel (steel) and underslung carrier
- One-piece, high gloss, thick gauge aluminium sidewalls
- Moulded front panel with three opening windows and door with gas struts
- **NEW** moulded rear panel incorporating spoiler, high-level brake light and rear light clusters
- Heki large tilting panoramic roof window with flynet and blind
- **NEW** exclusive style double-glazed opening windows with night ventilation position
- **NEW** 45mm (2") wider and 80mm (3") taller exterior two-part door with interior moulded liner, window, blind and waste bin
- Exterior access battery box with satellite aerial inlet and mains electric inlet (battery not included)
- Lined external access locker with 230V external socket
- External access door (model specific)
- Flush fitting awning light
- Fixing points for rear-mounted cycle rack
- 25mm 'sandwich' sidewalls with HD polystyrene insulation core
- 32mm semi-'sandwich' roof with HD polystyrene insulation core
- 44mm 'sandwich' floor with styrofoam insulation core

LIVING AREA

- Large upper lockers with patented, injection-moulded spaceframe construction and curved doors
- Rolled edged hardwood mouldings to worktops
- Seat bases with spaceframe construction, full front access and space for larger items
- Fixed beds with aluminium frames to maximise strength and storage space
- Hinged seat and bed tops supported in open position for easy access
- Mattresses and seat cushions supported by beech slats for extra comfort
- Sprung interior seat and backrest cushions
- **NEW** 'Ultra Comfort' luxury deep sprung bed mattresses
- Seat and backrest ventilation boards
- Chest of drawers with occasional table
- Free-standing table with dedicated storage location
- 2 x scatter cushions
- Twin curtain track for improved hanging and ease of use
- Removable carpets over woodblock effect vinyl flooring
- Analogue clock

KITCHEN

- 107 litre fridge with curved door, electronic ignition and digital controls for energy selection and temperature
- **NEW** microwave oven built-in to ventilated fascia
- Recessed stainless steel bowl
- Removable drainer with dedicated storage
- Food grade nylon chopping board with dedicated storage
- Chrome finish brass pillar tap with long spout
- Stoves thermostatic oven and separate grill
- Stoves dual fuel hob with 800W electric hotplate and 3 gas burners with electronic ignition and flame failure protection
- Glass hob lid with safety cut-out feature
- Slide-out storage rack
- Moulded cutlery drawer on smooth steel runners

WASHROOM

- **NEW** spacious 'walk-in' showers in end washroom models; lined cubicles in other models
- **NEW** larger Thetford C250 cassette toilet with 18 litre wheeled holding tank and electric flush
- Chrome finish brass shower and washbasin mixer taps
- Multi-directional rooflight with flyscreen
- Opaque opening window
- **NEW** 32mm thick lightweight washroom door with metal domestic style handle

FITTINGS AND EQUIPMENT

- Cassette flyscreens and pleated blinds on all windows
- Door flyscreen with easy concertina action
- Omnivent 3-speed fan and skylight
- Multi-position 'Mini-Heki' or 'Midi-Heki' clear rooflight with flyscreen and blind (model specific)
- Gas regulator for Propane and Butane mounted on front bulkhead
- Isolation taps for gas appliances
- Smoke alarm
- Entrance step
- Entrance mat fitted in tray
- Domestic style cabinet hinges

HEATING AND PLUMBING

- Dual fuel gas and 800W mains electric storage water heater
- Dual fuel 3kW gas and 2kW electric space heater with automatic ignition
- Blown air system ducted to living, sleeping and washroom areas
- Grade 2 classification for heating and thermal insulation
- Inboard semi-rigid fresh water pipes
- High capacity in-board water pump with self priming and pressure regulating accumulator
- Large bore underslung rigid waste pipes

ELECTRICAL

- Fully protected mains electric system with three 230V sockets
- 18 amp switchmode charger/transformer
- 12V LCD/touch control panel with battery selection, battery state meter, clock, lighting and water pump circuit controls.
- Solar panel connection provision
- **NEW** radio/CD/MP3 player with iPod/MP3 player connection point
- TV station with 230V, 12V and coax aerial sockets
- External coax connection point for aerial or satellite dish
- Status 530 directional TV/FM aerial and booster
- **NEW** flush finish mains lights in front locker corner panels
- **NEW** feature panel with clock and down-light in front locker
- **NEW** over-locker ambient lighting
- Fluorescent light in kitchen
- Halogen adjustable task lighting in lounge and sleeping areas
- **NEW** wardrobe light
- 25 metre mains hook-up cable

SAFETY AND SECURITY

- Receiver for AL-KO Secure portable wheel lock
- **NEW** passive infra-red alarm system with tilt sensor and key fob operation
- CRIS identity number etched to windows and caravan chassis
- Concealed security data chip within caravan construction
- Single key for all locks
- All models comply with British and European safety standards



1. Radio/CD/MP3 player with iPod/MP3 player connection
2. Passive infra-red alarm system
3. Alloy wheels
4. Concealed over-locker lighting



ACE
FOR YOUR PEACE OF MIND

Complete customer satisfaction is always a top priority at Ace and the quality ethos extends to the after sales service and market-leading manufacturer's warranty package that comes with every new Ace caravan. This is designed to give customers confidence in the latest generation of touring caravans.

Six-year bodysell integrity guarantee

The guarantee extends to the following items:

Body leaks and delamination: water ingress through any permanently sealed seam joints or delamination of panels and floor, being part of the original manufacturer's construction.

The manufacturer will honour the guarantee for 72 months from the date of purchase, provided that the caravan has had an Annual Service including a damp meter test, within 90 days before or 60 days after each anniversary of the original date of purchase (or hire purchase). The sixth Annual Service must, however, be carried out before the expiry of the 72 month period from the original date of purchase (or hire purchase).

Three-year SuperSure manufacturer's warranty

The manufacturer will honour the warranty for 36 months from the date of purchase (or hire purchase), provided that the caravan has had an Annual Service within 90 days before or 60 days after each anniversary of the original date of purchase (or hire purchase). The third Annual Service must, however, be carried out before the expiry of the 36 month period from the original date of purchase (or hire purchase).



All Ace models have been certified by the National Caravan Council for compliance with stringent European Standards, British Legislation and industry set Codes of Practice specifically relating to health and safety issues.

The approval process covers the testing and inspection of critical areas of the product from fire safety, weights and dimensions, to gas, electrics and ventilation. Every Ace caravan carries the "NCC Approved Caravan" badge.

The NCC also conduct unannounced inspections at the Swift Group factory to ensure continued compliance. NCC Approval gives you peace of mind that your caravan is legal and safe.



Enjoy the freedom

Ace Caravans,
Dunswell Road, Cottingham,
East Yorkshire HU16 4JX.

Tel: 01482 847332 Fax: 01482 841042

email: enquiry@swiftleisure.co.uk

website: www.ace-caravans.co.uk

A MEMBER OF THE SWIFT GROUP

ENJOY THE FREEDOM



BRIGHTSTAR
NIGHTSTAR
MORNINGSTAR
FIRESTAR
TRISTAR

Your Local Dealer

This brochure does not constitute an offer by Swift Group Limited (Swift). Swift reserves the right to alter specifications and prices at any time as materials and conditions demand. Distributors and dealers sell Ace products on their own account and not as agents of Swift. Accordingly, they have no authority to bind Swift or to make any representation or undertaking whatsoever on behalf of Swift.

All props are for photographic purposes only and are not included in the specification. Issued June 2007.

AWARD

The Award range offers new levels of luxury and specification with spacious new walk-in showers in the Brightstar and Morningstar and new luxurious deep sprung bed mattresses on fixed beds. Interiors feature redesigned furniture, over-locker ambient lighting and new radio/CD/MP3 player with iPod/MP3 player connection point, while exteriors benefit from a new full-height, one-piece moulded rear panel and alloy wheels.



1. Award Brightstar
2. Award Firestar
3. Front feature lighting
4. Luxury deep sprung mattress



BRIGHTSTAR
NIGHTSTAR
MORNINGSTAR
FIRESTAR
TRISTAR

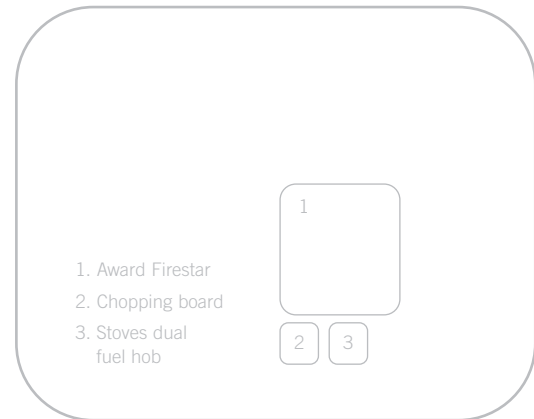


1. Award Brightstar
2. Award Brightstar
3. Microwave oven
4. Powerful shower

1	2
3	4

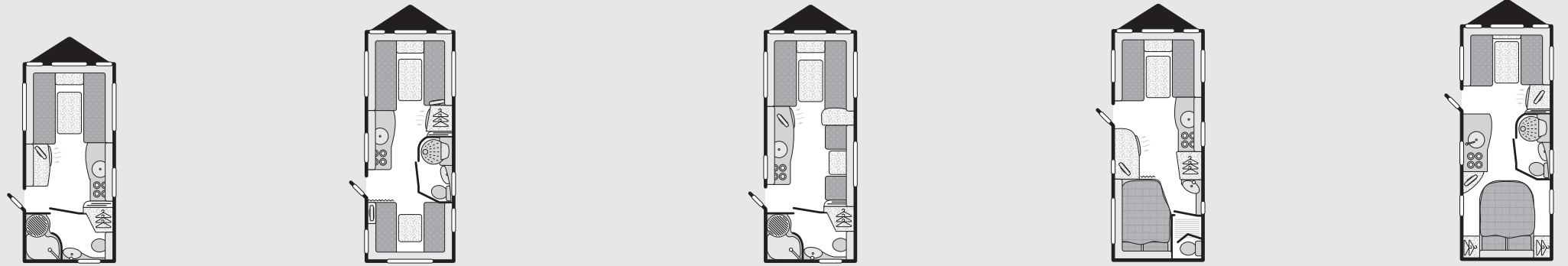


BRIGHTSTAR
NIGHTSTAR
MORNINGSTAR
FIRESTAR
TRISTAR



1. Award Firestar
2. Chopping board
3. Stoves dual fuel hob

SPECIFICATIONS



MODEL	BRIGHTSTAR	NIGHTSTAR	MORNINGSTAR	FIRESTAR	TRISTAR
Berths	2	5	4	4	4
Number of Axles	1	1	1	1	1
Internal Length (at bed box height)	4.74m/15'7"	5.50m/18'1"	5.50m/18'1"	5.50m/18'1"	5.60m/18'4"
Maximum Internal Headroom	1.95m/6'5"	1.95m/6'5"	1.95m/6'5"	1.95m/6'5"	1.95m/6'5"
Overall Width	2.29m/7'6"	2.29m/7'6"	2.29m/7'6"	2.29m/7'6"	2.29m/7'6"
Overall Height (including TV aerial)	2.70m/8'10"	2.70m/8'10"	2.70m/8'10"	2.70m/8'10"	2.70m/8'10"
Overall Length	6.42m/21'1"	7.18m/23'7"	7.18m/23'7"	7.18m/23'7"	7.28m/23'10"
Mass in Running Order (including tolerance)	1184kg/23.3cwt	1340kg/26.4cwt	1345kg/26.5cwt	1290kg/25.4cwt	1289kg/25.4cwt
Essential Habitation Equipment Payload	69kg/1.4cwt	69kg/1.4cwt	69kg/1.4cwt	69kg/1.4cwt	69kg/1.4cwt
Personal Effects Payload	105kg/2.1cwt	143kg/2.8cwt	133kg/2.6cwt	133kg/2.6cwt	134kg/2.6cwt
Optional Equipment Payload	8kg/0.2cwt	8kg/0.2cwt	8kg/0.2cwt	8kg/0.2cwt	8kg/0.2cwt
Maximum Technical Permissible Laden Mass	1366kg/27.0cwt	1560kg/30.8cwt	1555kg/30.7cwt	1500kg/29.6cwt	1500kg/29.6cwt
Awning A/A Dimension†	9.11m/29'11"	9.87m/32'5"	9.87m/32'5"	9.87m/32'5"	9.97m/32'8"
Tyre Size	175 r14 99	205/65 r15 102	205/65 r15 102	175 r14 99	175 r14 99

BED SIZES

Front Double††	213cm x 180cm/7'0" x 5'11"	213cm x 180cm/7'0" x 5'11"	213cm x 180cm/7'0" x 5'11"	213cm x 159cm/7'0" x 5'3"	213cm x 143cm/7'0" x 4'8"
or One Single	190cm x 72cm/6'3" x 2'4"	180cm x 72cm/5'11" x 2'4"	180cm x 72cm/5'11" x 2'4"	167cm x 72cm/5'6" x 2'4"	
and One Single	190cm x 72cm/6'3" x 2'4"	190cm x 72cm/6'3" x 2'4"	190cm x 72cm/6'3" x 2'4"	159cm x 72cm/5'3" x 2'4"	
Rear Double		213cm x 138cm/7'0" x 4'6"		192cm x 138cm/6'4" x 4'6"	187cm x 133cm/6'2" x 4'4"
Rear Bunk		194cm x 56cm/6'4" x 1'10"			
Side Single (offside)			180cm x 70cm/5'11" x 2'4"		
Side Single (nearside)					
Side Bunk			176cm x 59cm/5'9" x 1'11"		

† Note on awning sizes: Due to the varying awning designs and sizes the awning sizes given are approximate only. Specific awning sizes must be confirmed by your dealer or the awning manufacturer prior to purchase.

†† Double bed sizes are quoted with wrap round seating.



ACE
FOR YOUR PEACE OF MIND

Complete customer satisfaction is always a top priority at Ace and the quality ethos extends to the after sales service and market-leading manufacturer's warranty package that comes with every new Ace caravan. This is designed to give customers confidence in the latest generation of touring caravans.

Six-year bodyshell integrity guarantee

The guarantee extends to the following items:

Body leaks and delamination: water ingress through any permanently sealed seam joints or delamination of panels and floor, being part of the original manufacturer's construction.

The manufacturer will honour the guarantee for 72 months from the date of purchase, provided that the caravan has had an Annual Service including a damp meter test, within 90 days before or 60 days after each anniversary of the original date of purchase (or hire purchase). The sixth Annual Service must, however, be carried out before the expiry of the 72 month period from the original date of purchase (or hire purchase).

Three-year SuperSure manufacturer's warranty

The manufacturer will honour the warranty for 36 months from the date of purchase (or hire purchase), provided that the caravan has had an Annual Service within 90 days before or 60 days after each anniversary of the original date of purchase (or hire purchase). The third Annual Service must, however, be carried out before the expiry of the 36 month period from the original date of purchase (or hire purchase).

In the first 12 months the warranty will cover:

Faults arising from a manufacturing defect but not those which are a result of normal wear and tear or those which relate to replacement light bulbs. Also not covered under the first year are faults resulting from accidental damage or damage caused by misuse of any component part of the caravan.

In the years two and three the warranty will cover:

- 1 Original components of the caravan including permanently fitted equipment forming part of the manufacturer's original specification.*
- 2 Water ingress and body delamination.

*There are certain exclusions. For the full terms and conditions of these warranties please refer to the warranty section in the Owner's, Service and Warranty Handbook, or check the details on our website.

Details of your nearest authorised Ace Service Centre can be obtained by contacting the Swift Group Customer Care Department on 01482 875740 or enquiring on our website: www.ace-caravans.co.uk



All Ace models have been certified by the National Caravan Council for compliance with stringent European Standards, British Legislation and industry set Codes of Practice specifically relating to health and safety issues.

The approval process covers the testing and inspection of critical areas of the product from fire safety, weights and dimensions, to gas, electrics and ventilation. Every Ace caravan carries the "NCC Approved Caravan" badge.

The NCC also conduct unannounced inspections at the Swift Group factory to ensure continued compliance. NCC Approval gives you peace of mind that your caravan is legal and safe.



Enjoy the freedom

Ace Caravans,
Dunswell Road, Cottingham,
East Yorkshire HU16 4JX.

Tel: 01482 847332 Fax: 01482 841042

email: enquiry@swiftleisure.co.uk

website: www.ace-caravans.co.uk

A MEMBER OF THE SWIFT GROUP

Your Local Dealer

This brochure does not constitute an offer by Swift Group Limited (Swift). Swift reserves the right to alter specifications and prices at any time as materials and conditions demand. Distributors and dealers sell Ace products on their own account and not as agents of Swift. Accordingly, they have no authority to bind Swift or to make any representation or undertaking whatsoever on behalf of Swift.
All props are for photographic purposes only and are not included in the specification.
Issued August 2007.

ENJOY THE FREEDOM




TWINSTAR
GLOBESTAR

SUPREME

Luxurious, comfortable interiors feature a walk-in shower with separate drying area in the Twinstar, restyled front locker with contemporary light design, modern soft furnishings with a leather option available, 'Ultra Comfort' luxury deep sprung mattress on fixed beds and superior Alde radiator-type central heating with 24/7 timer

Security features are heightened with a 'Phantom' round-the-clock satellite monitoring system, AL-KO Secure wheel locks and an intruder alarm system.



1. Twinstar washroom
2. Twinstar lounge
3. Over-locker lighting
4. Leather option



TWINSTAR
GLOBESTAR



- 1. Twinstar front to rear
- 2. Entertainment centre
- 3. 175 litre fridge/freezer

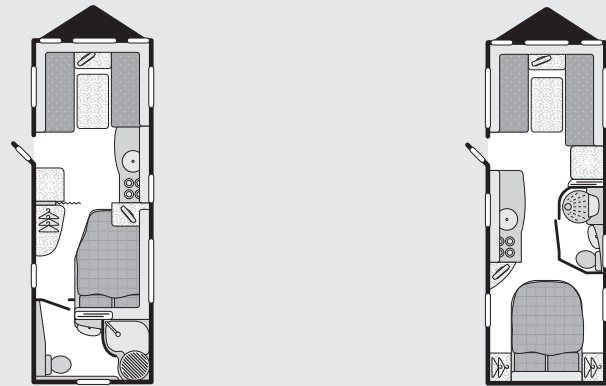
1

2 3



TWINSTAR
GLOBESTAR

SPECIFICATIONS



MODEL	TWINSTAR	GLOBESTAR
Berths	4	4
Number of Axles	2	2
Internal Length (at bed box height)	6.27m/20'7"	6.27m/20'7"
Headroom (max)	1.95m/6'5"	1.95m/6'5"
Overall Width	2.29m/7'6"	2.29m/7'6"
Overall Height (including TV aerial)	2.70m/8'10"	2.70m/8'10"
Overall Length	7.95m/26'1"	7.95m/26'1"
Mass in Running Order (including tolerance)	1532kg/30.2cwt	1532kg/30.2cwt
Essential Habitation Equipment Payload	104kg/2cwt	104kg/2cwt
Personal Effects Payload	141kg/2.8cwt	141kg/2.8cwt
Optional Equipment Payload	38kg/0.7cwt	38kg/0.7cwt
Maximum Technical Permissible Laden Mass	1815kg/35.7cwt	1815kg/35.7cwt
Awning A/A Dimension†	10.64m/34'11"	10.64m/34'11"
Tyre Size	175/65 R14 86	175/65 R14 86

BED SIZES

Front Double††	206cm x 159cm/6'9" x 5'3"	206cm x 167cm/6'9" x 5'6"
or One Single	167cm x 70cm/5'6" x 2'4"	190cm x 70cm/6'3" x 2'4"
and One Single	159cm x 70cm/5'3" x 2'4"	167cm x 70cm/5'6" x 2'4"
Rear Double	190cm x 134cm/6'3" x 4'3"	184cm x 133cm/6'0" x 4'4"

† Note on awning sizes: Due to the varying awning designs and sizes the awning sizes given are approximate only. Specific awning sizes must be confirmed by your dealer or the awning manufacturer prior to purchase.

†† Double bed sizes are quoted with wrap round seating.

FEATURES

Body and Exterior Equipment

- 2.29m (7'6") overall body width
- 1.95m (6'5") internal headroom
- AL-KO galvanised steel chassis with Euro-Axles
- AL-KO Euro overrun device with two-way assisted handbrake
- AL-KO AKS 3004 stabiliser
- AL-KO side mountable jack
- **NEW** heavy duty corner steadies, lockable at rear
- Hitch and A-frame cover with plug ties
- **NEW** alloy wheels
- Spare wheel (steel) and underslung carrier
- One-piece, high gloss, thick gauge aluminium sidewalls
- Moulded front panel with three opening windows and door with gas struts
- **NEW** moulded rear panel incorporating spoiler, high-level brake light and rear light clusters
- Heki large tilting panoramic roof window with flynet and blind
- Flush fitting, aluminium framed double-glazed opening windows with night ventilation position
- **NEW** 45mm (2") wider and 80mm (3") taller exterior two-part door with interior moulded liner, window, blind and waste bin
- Exterior access battery box with satellite aerial inlet and mains electric inlet (battery not included)
- Lined external access locker with 230V external socket
- External access door (model specific)
- **NEW** gas barbecue point with isolation valve
- Flush fitting awning light
- Fixing points for rear-mounted cycle rack
- 25mm 'sandwich' sidewalls with HD polystyrene insulation core
- 32mm semi-'sandwich' roof with HD polystyrene insulation core
- 44mm 'sandwich' floor with styrofoam insulation core

Living area

- Large upper lockers with patented, injection-moulded spaceframe construction and curved doors
- Rolled edged hardwood mouldings to worktops
- **NEW** gas strut supports to front roof locker doors
- Seat bases with spaceframe construction, full front access and space for larger items
- Fixed beds with aluminium frames to maximise strength and storage space
- Hinged seat and bed tops supported in open position for easy access
- Mattresses and seat cushions supported by beech slats for extra comfort
- Sprung interior seat and backrest cushions
- **NEW** 'Ultra Comfort' luxury deep sprung bed mattresses on fixed beds
- Seat and backrest ventilation boards
- Chest of drawers with occasional table
- Free-standing table with dedicated storage location
- 2 x scatter cushions
- 2 x pillow size cushions in fixed bed models
- Twin curtain track for improved hanging and ease of use
- Removable carpets over woodblock effect vinyl flooring
- Analogue clock

Kitchen

- **NEW** 175 litre fridge/freezer with electronic ignition and digital controls for energy selection and temperature
- Microwave oven built-in to ventilated fascia
- Recessed stainless steel bowl
- Removable drainer with dedicated storage
- Food grade nylon chopping board with dedicated storage
- Chrome finish brass pillar tap with long spout
- Stoves thermostatic oven and separate grill
- Stoves dual fuel hob with 800W electric hotplate and three gas burners with electronic ignition and flame failure protection
- Glass hob lid with safety cut-out feature
- **NEW** moulded crockery tray with securing straps
- Slide-out storage rack
- Moulded cutlery drawer on smooth steel runners

Washroom

- **NEW** spacious 'walk-in' shower in Twinstar
- Fully lined cubicle in Globestar
- **NEW** non-slip shower mat
- **NEW** larger Thetford C250 cassette toilet with 18 litre wheeled holding tank and electric flush
- Chrome finish brass shower and washbasin mixer taps
- Mini-Heki rooflight with blind and flyscreen
- Opaque opening window
- **NEW** 32mm thick lightweight washroom door

Fittings and Equipment

- **NEW** cassette flyscreens and pleated blinds on all windows (new feature on front windows)
- Door flyscreen with easy concertina action
- Omnivent 3-speed fan and skylight
- 'Mini-Heki' or 'Midi-Heki' clear rooflight with flyscreen and blind (model specific)
- Gas regulator for Propane and Butane mounted on front bulkhead
- Isolation taps for gas appliances
- Smoke alarm
- Entrance step
- Entrance mat fitted in tray
- Domestic style cabinet hinges

Heating and Plumbing

- Inboard semi-rigid fresh water pipes
- High capacity in-board water pump with self priming and pressure regulating accumulator
- Large bore underslung rigid waste pipes
- **NEW** underfloor 40L insulated water tank and wheeled waste water container
- **NEW** Alde Hydronic Compact 3010 radiator heating system with combined water heating
- Dual fuel 6.4kW gas and 2kW electric power sources
- Programmable 24 hour, 7 day timer

Electrical

- Fully protected mains electric system with three 230V sockets
- 18 amp switchmode charger/transformer
- **NEW** 12V LCD/touch control panel with battery selection, battery state meter, fresh water tank level, clock, lighting and water pump circuit controls
- Solar panel connection provision
- **NEW** 15" flat-screen TV with Freeview digital and analogue tuners, DVD/CD player, DVB radio, 12v and 230v power supply
- **NEW** two TV positions with 230V, 12V and coax aerial sockets
- Status 530 directional TV/FM aerial and booster
- External coax connection point for aerial or satellite dish
- **NEW** flush finish mains lights in front locker corner panels
- **NEW** feature panel with clock and down-light in front locker
- **NEW** over-locker ambient lighting
- Fluorescent light in kitchen
- Halogen adjustable task lighting in lounge and sleeping areas
- **NEW** wardrobe light
- 25 metre mains hook-up cable

Safety and Security

- **NEW** two AL-KO Secure portable wheel locks
- **NEW** 'Phantom' round-the-clock satellite tracking system and first year's subscription
- **NEW** Passive infra-red intruder alarm system with tilt sensor and key fob operation
- CRiS identity number etched to windows and caravan chassis
- Concealed security data chip within caravan construction
- **NEW** high security lock with 'flipper' key for entrance door
- Single key for all other locks
- All models comply with British and European safety standards



1. AL-KO wheel locks
2. Heavy duty corner steadies
3. Insulated water tank
4. Alde radiator

PHANTOM

Phantom 'ProActive' satellite monitoring system

Linked to the alarm, the monitoring system lies dormant when not in use to preserve the battery back up, which lasts a class-leading 6 months for a 85Ah battery. The alarm is activated in three ways – a break-in, the caravan moving or interference with the power supply.

Once activated by the alarm, a GSM (phone) message is sent to the Phantom 24hr monitoring centre, which activates the GPS satellite tracking and contacts the owner to establish whether an incident has occurred. If there has been an incident, the owner simply has to obtain a crime reference number from the police. Phantom then takes over and cooperates with the police to recover the stolen caravan. Average recovery time is 70 minutes.